

वर्ष 2017-18 के लेखा-परीक्षा  
प्रमाण-पत्र और लेखा-परीक्षा  
प्रतिवेदन सहित प्रमाणित लेखा  
**Certified Accounts with  
Audit Certificate and Audit Report  
for the year 2017-18**



केन्द्रीय रेशम बोर्ड **CENTRAL SILK BOARD**  
वस्त्र मंत्रालय - भारत सरकार  
**Ministry of Textiles - Govt. of India**  
के रे बो काम्प्लेक्स, बी टी एम लेआउट  
**CSB Complex, BTM Layout**  
होसूर रोड, मडिवाला  
**Hosur Road, Madiwala**  
बेंगलूरु **BENGALURU - 560 068**

**ANNUAL ACCOUNTS FOR THE YEAR 2017 - 2018**

SL. NO.	I N D E X	PAGE NOS
	P A R T I C U L A R S	
1	Separate Audit Report of C & A G	I to III
2	Annexure to Audit Report	IV
3	Explanatory Note on the Audit Report	V to VII
4	Balance Sheet as at 31.03.2018	1 & 2
5	Income & Expenditure Account for the period / year ended 31.03.2018	3
<b>SCHEDULES</b>		
6	Schedule - 1 Corpus / Capital Fund	4
7	Schedule - 2 Reserves and Surplus	5
8	Schedule - 3 Earmarked Funds - Fundwise Breakup - PART - I	6
9	Schedule - 3 Earmarked Funds - Fundwise Breakup - PART - II	7
10	Schedule - 4 Secured Loans and Borrowings	8
11	Schedule - 5 Unsecured Loans and Borrowings	9
12	Schedule - 6 Deferred Credit Liabilities	9
13	Schedule - 7 Current Liabilities and Provisions	10
14	Schedule - 8 Fixed Assets Details	11
15	Schedule - 9 Investments from Earmarked / Endowment Funds	12
16	Schedule - 10 Investments - Others	13
17	Schedule - 11 Current Assets, Loans, Advances etc	14 & 15
18	Schedule - 12 Income from Sales/Services	16
19	Schedule - 13 Grants/Subsidies	17
20	Schedule - 14 Fees/Subscriptions	18
21	Schedule - 15 Income from Investments	19
22	Schedule - 16 Income from Royalty, Publicarions etc	20
23	Schedule - 17 Interest Earned	21
24	Schedule - 18 Other Income	22
25	Schedule - 19 Increase/(Decrease) in Stock of Finished Goods/WIP	23
26	Schedule - 20 Establishment Expenses	24
27	Schedule - 21 Other Administrative Expenses etc., (I & E A/c)	25
28	Schedule - 22 Expenditure on Grants, Subsidies etc	26
29	Schedule - 23 Interest	26
30	Schedule - 24 Significant Accounting Policies	27 & 28
31	Schedule - 25 Notes Forming Part of Accounts	29 & 30
32	Consolidated Receipts & Payments for the period / year ended 31.03.2018	31 & 32

<b>B</b>	<b>ANNEXURES</b>	
33	Details of EMD / CMD / SMD for 2017 - 2018 ( Annexure - I )	33
34	Balances of Advances Received for Supplies for the year 2017 - 2018 (Annexure - II )	34
35	Liabilities - Statutory and Other Balances as on 31.03.2018 ( Annexure - III )	35
36	Sundry Debtors / Stock as on 31.03.2018 ( Annexure - IV )	36
37	Details of Cash & Bank Balances ( Annexure - V )	37
38	Details of Loans & Advances as on 31.03.2018 ( Annexure - VI)	38 & 39
39	Loans to Other Agencies Balance as on 31.03.2018 ( Annexure - VII )	40
40	Details of Advance Deposits as on 31.03.2018 ( Annexure - VIII )	41 & 42
41	Interest Accrued as on 31.03.2018 out of Earmarked Funds ( Annexure - IX )	43
42	Interest Accrued as on 31.03.2018 other than Earmarked Funds ( Annex - X )	44
43	Investments made out of Earmarked Funds as on 31.03.2018 (Annexure - XI )	45
44	Investments made other than Earmarked Funds as on 31.03.2018 (Annex-XII )	46
45	Grants in Aid Released by Ministry during 2017 - 2018 ( Annexrue - XIII )	47
46	Sales and Interest Earned out of Revolving Funds for 2017 - 2018 (Annex. XIV)	48
47	Rent Receivable as on 31.03.2018 Annexrue - XV )	49
48	Funds Received from Other Sources - for R &P Account ( Annexure - XVI )	50
49	Funds Received from Earmarked Funds - for R & P Account ( Annexure - XVII )	51
50	Consolidated Head-Wise Expenditure Statement ( Annexure - XVIII)	52
51	Balances of Revolving Fund as on 31.03.2018 - Part II ( Annexure - XIX )	53
52	Statement showing the Capital Fund as on 31.03.2018 (Annexure - XX - A)	54
53	Details of Contribution made to Capital Fund for the Year 2017 - 18 (Annexure - XX - B)	54
54	Working Capital Balance Sheet of RMB, Chaibasa ( Annexure - XXI)	55 TO 58
55	Balance Sheet (Working Capital Account) of MRMB, Sibsagar (Annexure - XXII)	59 TO 62
56	GPF Accounts for 2017 - 2018	63 TO 65
57	C.S.B. Employees Insurance Scheme Account for 2017 - 2018	66

I  
6/2/17

**SEPARATE AUDIT REPORT OF THE COMPTROLLER AND AUDITOR GENERAL  
OF INDIA ON THE ACCOUNTS OF CENTRAL SILK BOARD, BANGALORE FOR  
THE YEAR ENDED 31 MARCH 2018**

We have audited the attached Balance Sheet of Central Silk Board, Bangalore as at 31 March 2018 and the Income & Expenditure Account/Receipt & Payment Account for the year ended as on that date under Section 19(2) of the Comptroller and Auditor General's (Duties, Powers and Conditions of Service) Act, 1971 read with Section 12 of the Central Silk Board Act, 1948. These financial statements include the accounts of 24 units of the Board. These financial statements are the responsibility of the Board's management. Our responsibility is to express an opinion on these financial statements based on our audit.

2. This Separate Audit Report contains the comments of the Comptroller and Auditor General of India (CAG) on the accounting treatment only with regard to classification, conformity with the best accounting practices, accounting standards and disclosure norms etc. Audit observations on financial transactions with regard to compliance with the Law, Rules and Regulations (Propriety and Regularity) and efficiency-cum-performance aspects etc., if any, are reported through Inspection Reports/CAG's Audit Report separately.

3. We have conducted our audit in accordance with auditing standards generally accepted in India. These standards require that we plan and perform the audit to obtain reasonable assurance about whether the financial statements are free from material misstatements. An audit includes examining, on a test basis, evidence supporting the amount and disclosure in the financial statements. An audit also includes assessing the accounting principles used and significant estimates made by management, as well as evaluating the overall presentation of financial statements. We believe that our audit provides a reasonable basis for our opinion.

4. Based on our audit, we report that:

- i. We have obtained all the information and explanations, which to the best of our knowledge and belief were necessary for the purpose of our audit.
- ii. The Balance Sheet and Income & Expenditure Account/Receipt & Payment Account dealt with by this report have been drawn up in the format prescribed by the Ministry of Finance.
- iii. In our opinion, proper books of accounts and other relevant records have been maintained by the Central Silk Board as required under Section 12 of the Central Silk Board Act, 1948 in so far as it appears from our examination of such books.

iv. We further report that:

**A. Revision of Accounts**

The Board has revised its accounts and submitted its revised accounts on 17.01.2019. The effect of revision was that (i) 'Corpus/Capital Fund' decreased by ₹1.43 crore, (ii)

'Earmarked Fund' decreased by ₹4.34 crore (iii) 'Current Liabilities' increased by ₹4.34 crore and (iv) 'Current Assets, Loans and advances' decreased by ₹1.43 crore.

## **B. Balance Sheet**

### **Corpus/Capital Fund & Liabilities**

#### **Corpus/Capital Fund (Schedule 1)**

**Corpus Fund ₹78.04 crore**

B.1 The above is overstated by ₹59.46 crore (2017-18: ₹7.01 crore and 2016-17: ₹52.45 crore) being the aggregate amount of additions made to the Fixed Assets as well as advances made to CPWD, which have already been accounted for while arriving at the balance of Capital Fund (Deferred Income). Thus, inclusion of these amounts in the Corpus Fund is not in accordance with the generally accepted accounting principles and Uniform Format of Accounts.

#### **Assets**

**Current Assets, Loans, Advances etc., (Schedule 11) ₹163.02 crore**

**Bank Balances ₹76.90 crore**

B.2 The above is understated by ₹1.11 crore due to drawal of demand drafts by the Central Sericultural Research and Training Institute, Mysuru (a unit of Central Silk Board) during 2016-17 towards 12,000 numbers of Rotary Mountages which were received during the year 2018-19. This resulted in incorrect accounting of expenditure before it was actually due. Consequently, Current Liabilities and Provisions (Schedule 7) - Unspent Grant was also understated by ₹1.11 crore.

## **C. Income and Expenditure Account**

**Income ₹563.01 crore**

C.1 During the year, the Board has incorrectly disclosed the balances of ₹4.34 crore lying under seven Earmarked Funds (viz., Eri-RMB Revolving Fund, Eri SSPCs, NSSO Revolving Fund, Muga SSPCs, Oak Tasar Cocoon bank/ARD, Revolving Funds, Bilaspur and Vijatha Mysore) under the head Current Liabilities and Provisions (Schedule 7) instead of Earmarked Funds (Schedule 3). Further, the income/interest amounting to ₹31.70 crore and expenditure of ₹24.59 crore relating to these funds were routed through Income and Expenditure Account, instead of crediting/debiting in the respective funds. This has resulted in understatement of deficit and balance under Earmarked funds (Schedule 3) by ₹7.11 crore. Further, this has resulted in non-adherence to the provisions of Uniform Format of Accounts.

C.2 The Board has routed the Increase / (Decrease) in closing stock of (-) ₹2.43 crore relating to Earmarked Funds viz., NSSO Revolving Fund and Eri RMB Revolving fund through Income and Expenditure Account. This has also resulted in overstatement of deficit and balance under Earmarked funds (Schedule 3) by ₹2.43 crore.

**D. Schedule 25 Notes forming part of accounts**

D.1 The total fund balance under Earmarked Funds (Schedule 3) was ₹22.61 crore. However, the total of Earmarked Funds Cash and Bank Balances stood at ₹9.64 crore and funds invested amounted to ₹11.29 crore. Thus, the Earmarked Funds of ₹22.61 crore were represented by ₹20.93 crore only, on the Assets side. The reconciliation of difference of ₹1.68 crore was not disclosed in the Notes on Accounts.

**F. Grants-in-Aid**

The Board is financed by Grants-in-Aid from the Government of India. During the year 2017-18, the Board received Grants-in-Aid amounting to ₹542.50 crore and had a carried forward balance of ₹10.76 crore from the previous year. The Board utilised the entire amount of ₹553.26 crore during the year.

**G. Management Letter**


Deficiencies which have not been included in the Audit Report have been brought to the notice of the Member Secretary, Central Silk Board, Bangalore through a Management Letter issued separately for remedial/corrective action.

v. Subject to our observations in the preceding paragraphs, we report that the Balance sheet and Income & Expenditure Account/Receipt & Payment Account dealt with by this report are in agreement with the books of accounts.

vi. In our opinion and to the best of our information and according to the explanations given to us, the said financial statements read together with the Accounting Policies and Notes on Accounts, and subject to the significant matters stated above and other matters mentioned in Annexure to this Audit Report give a true and fair view in conformity with accounting principles generally accepted in India.

- a. In so far it relates to the Balance Sheet, of the state of affairs of the Central Silk Board as at 31 March 2018; and
- b. In so far as it relates to Income & Expenditure Account, of the deficit for the year ended as on that date.

**For and on the behalf of the  
Comptroller and Auditor General of India**

  
Ajaib Singh

**Director General**

**O/o the Director General of Commercial Audit &  
Ex-Officio Member, Audit Board,  
Hyderabad**

**Place: Hyderabad  
Date: 15 March 2019**

IV

4/30

**Annexure to Audit Report**

**1. Adequacy of Internal Audit System**

The Internal Audit wing functions with a total strength of 25 members. The Internal Audit system appears to be adequate and commensurate with the size and nature of the organization.

**2. Adequacy of Internal Control System**

In view of the deficiencies noticed during audit, the Internal Control system prevailing in the Board does not seem to be adequate and commensurate with the size and nature of the organization.

**3. System of physical verification of fixed assets**


The annual physical verification of fixed assets is done periodically as per the procedure laid down by the Board. In respect of all the units of the Board, the Fixed Assets Register is updated on receipt of the physical verification report.

**4. System of physical verification of Inventory**

Physical verification of Inventory is being carried out at periodical intervals by the management. The Physical verification of closing stock of Disease Free Layings (DLFs) is done by technical team.

**5. Regularity in payment of statutory dues**

All statutory dues of the Board are being remitted within the stipulated date.

  
Ajaib Singh  
Director General  
15/11/19

**CENTRAL SILK BOARD  
BANGALORE-560 068**

**EXPLANATORY NOTE ON THE  
C & A G's SEPARATE AUDIT REPORT ON THE ACCOUNTS OF THE  
CENTRAL SILK BOARD, BANGALORE FOR THE YEAR 2017-18**

**A) REVISION OF ACCOUNTS**

Due to the incorrect calculation of accrued interest for the Working Capital funds kept under FD by NSSO, Bangalore during the year 2017-18, a sum of Rs.1.43 crores had been reduced on reverification of accrued interest statement and the same was correctly incorporated in the Consolidated Annual Accounts 2017-18.

A sum of Rs.4.34 crores had been shifted from the earmarked funds to the Balances of Revolving Funds as on 31/03/2018 as per the discussion held with DGCA, MAB, Hyderabad on 20/12/2018. Accordingly, the earmarked funds were decreased by Rs.4.34 crores and the current liabilities increased by Rs.4.34 crores.

**B) BALANCE SHEET – CORPUS / CAPITAL FUND AND LIABILITIES  
CORPUS / CAPITAL FUND [SCHEDULE -1] – CORPUS FUND RS.78.04 CRORES**

B.1) An amount of Rs.52.45 crores was the amount arrived at as addition to Corpus Fund as per the directions / methodology adopted by Auditors in the year 2016-17. In the similar way a sum of Rs.7.01 crores is arrived at as addition to the Corpus Fund. Thus the total effect is Rs.59.46 crores. The said amount did not include the additions made to Fixed Assets as well as advances made to CPWD etc. as the same is included under Capital Fund as suggested by Audit in the previous year. As such the Corpus Fund reflected in Balance Sheet for the year 2017-18 is correct.

**ASSETS**

**CURRENT ASSETS, ADVANCES ETC. [SCHEDULE – 11] – RS.163.02 CRORES  
BANK BALANCE RS 76.90 CRORES**

b.2) A sum of Rs.1.11 crore is not understated under Unspent GIA since the expenditure had already been booked. The DDs drawn in favour of the supplier is not forming part of the bank balances since the fund had already been used. Hence, it would be appropriate not to show the said sum under the caption 'Bank Balance'.

Thus there is no understatement of Rs.1.11 crores in current liabilities & provisions and also under Unspent Grants.

**Contd.....**



c) **INCOME AND EXPENDITURE ACCOUNTS**  
**INCOME Rs. 563.01 CRORES**

C.1. CSB had disclosed in the Notes forming part of accounts as "The transaction made out of Revolving Capital Fund as mentioned in Annexure XIX – Balances of Revolving / Working Capital Funds of Annual Accounts are routed through Income and Expenditure Account since these are the regular mandated operations of CSB. The amounts granted as Working Capital are put into use and balance of these funds as on 31/03/2018 is depicted in the said Annexure".

The said note is incorporated as per the discussions took place in the meeting held on 20<sup>th</sup> December, 2018. The funds are not in the nature of earmarked funds and hence it would be appropriate to show separately as Revolving /Working Capital Funds since it involves mandated commercial activities such as purchase and sales etc.

As such, there is no understatement of the deficit and balance of earmarked funds.

C.2. The closing balances of DFLS, Cocoons etc., are forming part of the Revolving Capital of NSSO and ERMB. As stated above, these are the part of CSB mandated activities and hence it would be appropriate to route through Income and Expenditure Account as increase / decrease of closing stock

In fact there is no overstatement of earmarked funds in Schedule 3 by Rs. 2.43 crores since the same has been reflected separately in the Balance Sheet as Closing Stock. In view of this, there is no overstatement of deficit and balances under earmarked funds by Rs. 2.43 Crores as stated by audit.

D) **SCHEDULE 25 – NOTES FORMING PART OF ACCOUNTS**

CSB had already furnished the Reconciliation Statement for Rs.1.68 crores under earmarked funds to audit. The said amount consists of Fixed Asset, Sundry Debtors, and Advances etc., acquired / given out of earmarked funds. As such, the disclosure of the same in the Notes forming part of accounts does not arise

F) **GRANTS-IN-AID**

CSB had already accounted a sum of Rs.10.76 crores as Expenditure during the year 2016-17 under CSS Scheme. Accordingly, the said amount was transferred to Amount Received for Disbursement [ARD] Head. The said amount was spent during the year 2017-18 under the Head ARD and accordingly accounted in the Annual Accounts pertaining to the year 2017-18.

As such CSB had utilized GIA of Rs.542.50 crores which was received during the year 2017-18 fully and submitted the Utilization Certificates to the Ministry accordingly.

Contd.....

## Annexure to Audit Report

**1) Adequacy of Internal Audit System**

The fact that Internal Audit System prevailing in the Central Silk Board is adequate and commensurate with the size and nature of the organization is confirmed.

**2) Adequacy of Internal Control System**

CSB is having the same internal control system throughout the year as was prevailed in the past few years. CSB had continued the same internal control system during the year 2017-18 also. **Audit till previous year had stated that the internal control system prevailing in CSB is adequate.** As such the Internal control system prevailing in the Central Silk Board is adequate and commensurate with the size and nature of the organization as on date. Further it is to inform that the required review on the existing Internal Control System is continuously undertaken.

**3) System of Physical verification of fixed assets**

The fact is confirmed

**4) System of physical verification of inventory**

The fact is confirmed

**5) Regularity in payment of statutory dues**

The fact is confirmed.

**CENTRAL SILK BOARD, BANGALORE 560 068**  
**BALANCE SHEET AS AT 31.03.2018**


		[₹ in Lakhs]	
		CURRENT YEAR 2017 -18	PREVIOUS YEAR 2016 -17
CORPUS/CAPITAL FUND & LIABILITIES	SCHEDULE NO		
CORPUS / CAPITAL FUND	1	44147.48	43901.74
RESERVES AND SURPLUS	2	0.00	0.00
EARMARKED / ENDOWMENT FUNDS	3	2261.33	2686.89
SECURED LOANS AND BORROWINGS	4	0.00	0.00
UNSECURED LOANS AND BORROWINGS	5	0.00	0.00
DEFERRED CREDIT LIABILITIES	6	0.00	0.00
CURRENT LIABILITIES AND PROVISIONS	7	2669.32	3326.60
<b>TOTAL - A</b>		<b>49078.13</b>	<b>49915.23</b>
<b>PROFORMA ACCOUNTS</b>	<b>Annexure No</b>		
RMB / CHAIBASA	XXI	571.20	469.46
MRMB / SIBSAGAR	XXII	158.81	146.29
<b>TOTAL - B</b>		<b>730.01</b>	<b>615.75</b>
<b>TOTAL [A + B]</b>		<b>49808.14</b>	<b>50530.98</b>

CONTD..2

:2:

	SCHEDULE NO	CURRENT YEAR		PREVIOUS YEAR
		2017 -18	2016 -17	2016 -17
<b>ASSETS</b>				
FIXED ASSETS	8	32776.03		28097.36
INVESTMENTS-FROM EARMARKED FUNDS	9	0.00		0.00
INVESTMENTS- OTHERS	10	0.00		0.00
CURRENT ASSETS, LOANS, ADVANCES ETC.	11	16302.10		21817.87
MISCELLANEOUS EXPENDITURE (to the extent not written off or adjusted)		0.00		0.00
<b>TOTAL A</b>		49078.13		49915.23
<b>PROFORMA ACCOUNTS</b>				
RMB / CHAIBASA	Annexure No XXI	571.20		469.46
MRMB / SIBSAGAR	XXII	158.81		146.29
<b>TOTAL - B</b>		730.01		615.75
<b>TOTAL [A + B]</b>		49808.14		50530.98
SIGNIFICANT ACCOUNTING POLICIES	Schedule No 24			
CONTINGENT LIABILITIES & NOTES ON ACCOUNTS	25			

  
 [G.RAVICHANDRAN]  
 JOINT DIRECTOR (ADMN)  
 CENTRAL SILK BOARD  
 BANGALORE

  
 [CA A MANOHARAN]  
 JOINT DIRECTOR (FINANCE)  
 CENTRAL SILK BOARD  
 BANGALORE

  
 ( DR. NARENDAR REBOLLY )  
 DIRECTOR (FINANCE)  
 CENTRAL SILK BOARD  
 BANGALORE


  
 ( R.R.OKHANDIAR )  
 MEMBER SECRETARY  
 CENTRAL SILK BOARD  
 BANGALORE


CENTRAL SILK BOARD, BANGALORE - 560 068

INCOME AND EXPENDITURE ACCOUNT FOR THE PERIOD / YEAR ENDED 31.03.2018

	SCHEDULE	[₹ in Lakhs]	
		CURRENT YEAR 2017-18	PREVIOUS YEAR 2016-17
<b>INCOME</b>			
Income from Sales/Services	12	2,992.40	2,602.64
Grants from Govt. of India	13	52,140.68	46,744.22
Fees/Subscription	14	-	-
Income from Investment(Income on Inves from Earmarked Trfd to Funds)	15	-	-
Income from Royalty/Publications etc	16	-	-
Interest Earned	17	283.87	346.94
Other Income	18	11.28	13.61
Increase/Decrease in stock of Finished goods and work in progress	19	(243.01)	177.16
Deferred Income		1,115.90	1,054.73
<b>TOTAL [A]</b>		<b>56,301.12</b>	<b>50,939.30</b>
<b>EXPENDITURE</b>			
Establishment Expenses	20	39,181.21	35,554.07
Other Administrative Expenses etc.,	21	8,352.59	6,489.04
Expenditure on Grants, Subsidies etc	22	8,299.22	7,415.47
Interest on Working Capital Interest Subsidy	23		
Depreciation	8	1,115.90	1,054.73
<b>TOTAL [B]</b>		<b>56,948.92</b>	<b>50,513.31</b>
<b>Balance being excess of Income over Expenditure (A-B)</b>		<b>-647.80</b>	<b>425.99</b>
Transfer to Special Reserve (specify each)			
Transfer to / from General Reserve		(14.66)	(99.12)
Prior Period Items			
<b>BALANCE BEING SURPLUS/(DEFICIT) CARRIED TO CORPUS/CAPITAL FUND</b>		<b>-662.46</b>	<b>326.87</b>
SIGNIFICANT ACCOUNTING POLICIES			
NOTES ON ACCOUNTS			
	24		
	25		

  
 [G.RAVICHANDRAN]  
 JOINT DIRECTOR (ADMN)  
 CENTRAL SILK BOARD  
 BANGALORE

  
 [CA A MANOHARAN]  
 JOINT DIRECTOR (FINANCE)  
 CENTRAL SILK BOARD  
 BANGALORE

  
 ( DR. NARENDAR REBILLY )  
 DIRECTOR (FINANCE)  
 CENTRAL SILK BOARD  
 BANGALORE

  
 ( R.R.OKHANDIAR )  
 MEMBER SECRETARY  
 CENTRAL SILK BOARD  
 BANGALORE

**CENTRAL SILK BOARD, BANGALORE - 560 068**  
**SCHEDULES FORMING PART OF BALANCE SHEET AS AT 31.03.2018**

[₹ in Lakhs]

	Current Year 2017-2018	Previous Year 2016-2017
<b>SCHEDULE 1 - CORPUS/CAPITAL FUND:</b>		
<b>a) CORPUS FUND:</b>		
Balance of Capital Fund at the beginning of the year		2,193.88
Add: Contributions towards Corpus Fund	7,765.30	5,244.55
Add/(Deduct): Balance of net income/[expenditure] transferred from the Income and Expenditure Account	701.14 (662.46)	326.87
Corpus Fund at the close of the year	7,803.98	7,765.30
<b>b) CAPITAL FUND (DEFERRED INCOME)</b>		
Corpus /Capitla fund at the beginning of the year		38,330.32
Less: Balance of Corpus Fund at the beginning of the year	36,136.44	
Add: contribution towards Capital Fund (Annexure XX-B)	207.06	36,136.44
Capital Fund at the close of the year (Annexure XX - A)	36,343.50	
<b>BALANCE AS AT THE YEAR - END</b>	<b>44,147.48</b>	<b>-</b>
		<b>43,901.74</b>

*G. Ravichandran*  
5.1.15..

**[G.RAVICHANDRAN]**  
**JOINT DIRECTOR (ADMN)**  
**CENTRAL SILK BOARD**  
**BANGALORE**


*A. Manoharan*  
23/04/18


**[CA A MANOHARAN]**  
**JOINT DIRECTOR (FINANCE)**  
**CENTRAL SILK BOARD**  
**BANGALORE**

**CENTRAL SILK BOARD, BANGALORE - 560 068**  
**SCHEDULES FORMING PART OF BALANCE SHEET AS AT 31.03.2018**

[₹ in Lakhs]

	Current Year 2017-2018	Previous Year 2016-2017
<b>SCHEDULE 2 - RESERVES AND SURPLUS:</b>		
1. Capital Reserve		
2. Revaluation Reserve		
3. Special Reserve		
4. General Reserve		
<b>TOTAL</b>	<b>0.00</b>	<b>0.00</b>

  
 [G. RAVICHANDRAN]  
 JOINT DIRECTOR (ADMIN)  
 CENTRAL SILK BOARD  
 BANGALORE

  
 [CA A MANOHARAN]  
 JOINT DIRECTOR (FINANCE)  
 CENTRAL SILK BOARD  
 BANGALORE

**CENTRAL SILK BOARD BANGALORE - 560 068**  
**SCHEDULES FORMING PART OF BALANCE SHEET AS ON 31.03.2018**

**PART I**

**SCHEDULE - 3 EARMARKED FUNDS - FUNDWISE BREAKUP**

SL. NO.	PARTICULARS	OPENING BALANCE	ADDITIONS			UTILIZATION					GRAND TOTAL	CLOSING BALANCE 2017 - 18	CLOSING BALANCE 2016 - 17	
			CREDITS	INT. ON INVEST.	TOTAL	CAPITAL EXP.		REVENUE EXP.						
						ASSET	OTHERS	TOTAL	SAL.	OTH. ADMN				TOTAL
1	2	3	4	5	6=3+4+5	7	8	9=7+8	10	11	12=10+11	13=9+12	14=6-13	15
1	Labour Welfare Fund	5.65		0.45	6.10					1.00	1.00	1.00	5.10	5.65
2	Indian Silk	67.32	1.77	2.21	71.30					7.73	7.73	7.73	63.57	67.32
3	Training Fund	25.95		1.19	27.14					0.08	0.08	0.08	27.06	25.95
4	Gold Medal in PGDS in Sericulture	2.50		0.27	2.77								2.77	2.50
5	Seth Baidev Shah Trust	2.39		0.25	2.64								2.64	2.39
6	R&D Fund	321.20	144.54	17.39	483.13					133.10	133.10	133.10	350.03	321.20
7	Inspection Fund	-	4.39	4.39	4.39					4.34	4.34	4.34	0.05	-
8	VSMPC	52.55	206.49		259.04					189.74	189.74	189.74	69.30	52.55
9	PGDS Scholarship	10.28		0.72	11.00					0.28	0.28	0.28	10.72	10.28
10	Study Tour	0.97			0.97								0.97	0.97
11	R&D Fund, CSR&TI, Mysore	-												-
12	Farm Development Fund	489.70	496.97	48.41	1,035.08					496.97	496.97	496.97	538.11	489.70
13	Training Fund - CSR&TI, Mysore	78.96	66.50	16.87	162.33					62.52	62.52	62.52	99.81	78.96
14	Training Fund - CSR&TI, Berpore	22.40	1.43	1.31	25.14								25.14	22.40
15	Training Fund - CSTRI, Bangalore	18.29	2.55	1.19	22.03								22.03	18.29
16	Training Fund - CSR&TI, Pampore	11.80	1.39	0.67	13.86								13.86	11.80
17	Training Fund, Kodathi	12.19		0.87	13.06								13.06	12.19
18	R&D Fund, Kodathi	0.01	0.38		0.39								0.39	0.01
19	Training Fund, CTR&TI, Ranchi	30.48	2.78	3.62	36.88					0.13	0.13	0.13	36.75	30.48
	<b>Total</b>	<b>1,152.64</b>	<b>929.19</b>	<b>95.42</b>	<b>2,177.25</b>	<b>-</b>	<b>-</b>	<b>-</b>	<b>-</b>	<b>895.89</b>	<b>895.89</b>	<b>895.89</b>	<b>1,281.36</b>	<b>1,152.64</b>

*[Signature]*  
3.1.15

[G.RAVICHANDRAN]  
JOINT DIRECTOR (ADMN)  
CENTRAL SILK BOARD  
BANGALORE

*[Signature]*  
[CA A MANOHARAN]  
JOINT DIRECTOR (FINANCE)  
CENTRAL SILK BOARD  
BANGALORE



CENTRAL SILK BOARD  
BANGALORE-560 068.

[Schedule 3]

## EARMARKED FUNDS - FUNDWISE BREAKUP

SL.NO.	PARTICULARS	OPENING BALANCE	CREDITS	TOTAL	DEBITS	PART II
						[ ₹. IN LAKHS ]
						CLOSING BALANCE
1	JICA	0.10	-	0.10	-	0.10
2	NERTPS	104.24	200.00	304.24	144.58	159.66
3	P3D	0.25	0.03	0.28	-	0.28
4	SSGSY Projects	10.70	0.40	11.10	-	11.10
5	Seed Development Fund	21.56	4.05	25.61	-	25.61
6	I S D S -Central Office	101.01	-	101.01	-	101.01
7	Mahila Kisan Sashaktikaran Pariyojana	500.89	9.12	510.01	450.99	59.02
8	MKSP Monitoring fund	36.68	0.92	37.60	2.18	35.42
9	BIRAC		12.29	12.29	12.29	-
10	DBT -CS&TI Mysore	59.66	74.74	134.40	47.02	87.38
11	CSIR Funds	0.02	-	0.02	-	0.02
12	Advance for DFLs-NSSO	0.60	-	0.60	-	0.60
13	NSSO funds from others	0.14	-	0.14	-	0.14
14	CTR&TI, Ranchi- HQ-DBT	17.42	95.02	112.45	12.09	100.35
15	Seribio Tech Lab - DBT	25.68	0.99	26.67	16.17	10.50
16	CMER&TI, LODOIGARH-DBT	19.53	61.63	81.16	17.38	63.78
17	CMER&TI, LODOIGARH-DST	24.18	20.74	44.92	20.18	24.74
18	DBT- CSR&TI Pampore	7.98	2.23	10.21	6.61	3.60
19	CSTRI-Bangalore-MSME	19.35	-	19.35	19.35	-
	Sub total A	949.99	482.16	1,432.16	748.84	683.31
	Funds from State Govts/GOI/Agencies					
20	CTR&TI Ranchi	16.23	139.70	155.93	19.35	136.58
21	CSR&TI Berhampore	2.46	63.11	65.57	57.95	7.62
22	BTSSO Bilaspur	14.00	7.00	21.00	18.88	2.12
23	CSR&TI Pampore	0.03	-	0.03	0.03	-
24	NSSO Bangalore	4.89	-	4.89	-	4.89
25	CSTRI Bangalore	5.00	45.15	50.15	39.53	10.62
26	RO Guwahati	37.24	107.28	144.52	89.59	54.93
27	RO Kolkatta	0.17	8.00	8.17	8.17	-
28	MSSO Guwahati	59.65	5.86	65.51	8.22	57.29
29	Central Office	15.39	0.19	15.59	-	15.59
30	CMER&TI Lahdoigarh		19.36	19.36	12.34	7.02
	Sub Total B	155.06	395.65	550.72	254.06	296.66
	<b>TOTAL A + B</b>	<b>1,105.05</b>	<b>877.81</b>	<b>1,982.88</b>	<b>1,002.90</b>	<b>979.97</b>

*(Signature)*  
(G.RAVICHANDRAN)  
JOINT DIRECTOR(ADMN.)  
CENTRAL SILK BOARD  
BANGALORE-560 068.

*(Signature)*  
(CA A MANOHARAN)  
JOINT DIRECTOR(FINANCE)  
CENTRAL SILK BOARD  
BANGALORE-560 068

SCHEDULES FORMING PART OF BALANCE SHEET AS AT 31.03.2018

[ ₹. IN LAKHS ]

	Current Year 2017-18	Previous Year 2016-17
<b>SCHEDULE.4- SECURED LOANS AND BORROWINGS</b>		
1. Central Government		
2. State Government (Specify)		
3. Financial Institutions		
a) Term Loans		
b) Interest accrued and due		
4. Banks		
a) Term Loans		
b) Other Loans (specify)		
5. Other Institutions and Agencies		
6. Debentures and Bonds		
7. Others [Specify]- Revolving Funds		
<b>TOTAL</b>	<b>0.00</b>	<b>0.00</b>



[G.RAVICHANDRAN]

JOINT DIRECTOR (ADMN)

CENTRAL SILK BOARD

BANGALORE



[CA A MANOHARAN]

JOINT DIRECTOR (FINANCE)

CENTRAL SILK BOARD

BANGALORE

**CENTRAL SILK BOARD, BANGALORE 560 068**

**SCHEDULES FORMING PART OF BALANCE SHEET AS AT 31.03.2018**

[ ₹. IN LAKHS ]

	Current Year 2017-18	Previous Year 2016-17
<b>SCHEDULE.5- UNSECURED LOANS AND BORROWINGS</b>		
1. Central Government - HBA Unsurrendered Funds		
2. State Government (Specify)		
3. Financial Institutions		
4. Banks		
a) Term Loans		
b) Other Loans (specify)		
5. Other Institutions and Agencies		
6. Debentures and Bonds		
7. Fixed Deposits		
8. Others [Specify]		
<b>TOTAL</b>	<b>0.00</b>	<b>0.00</b>

	Current Year 2017-18	Previous Year 2016-17
<b>SCHEDULE.6- DEFERRED CREDIT LIABILITIES:</b>		
A). Acceptances secured by hypothecation of capital equipment and other assets		
B). Others		
C) Deferred Liabilities- Net Fixed Assets (Sch 8)		
<b>TOTAL</b>	<b>0.00</b>	<b>0.00</b>

  
[G. RAVICHANDRAN]

JOINT DIRECTOR (ADMIN)  
CENTRAL SILK BOARD  
BANGALORE

  
[CA A MANOHARAN]

JOINT DIRECTOR (FINANCE)  
CENTRAL SILK BOARD  
BANGALORE

SCHEDULES FORMING PART OF BALANCE SHEET AS AT 31.03.2018

	[₹ in Lakhs]	
	CURRENT YEAR 2017 -18	PREVIOUS YEAR 2016-2017
<b>SCHEDULE 7 - CURRENT LIABILITIES AND PROVISIONS:</b>		
<b>A. CURRENT LIABILITIES</b>		
1. Security Deposits (Annexure - I)	82.19	102.10
2. Sundry Creditors:		
a) For Goods		
b) Others	123.15	75.47
3. Balances of Advances Received for Supplies [Annexure II.]	434.17	429.20
3A. Balances of Revolving /Working Capital Funds [ Annex-XIX]		
4. Interest accrued but not due on:		
a) Secured Loan/borrowings		
b) Unsecured Loans/borrowings		
5. Statutory Liabilities		
a) Overdue	(21.96)	(12.81)
b) Others (Annexure III)		
6. Other Current Liabilities - a) Unreturned Funds (Ann III)	77.90	1,076.11
b) Others ( Annexure - III )	1,973.87	62.95
c) Outstanding expenses		2,022.79
<b>Total (A)</b>	<b>2,669.32</b>	<b>3,755.80</b>
<b>B. PROVISIONS</b>		
1. For Taxation		
2. Gratuity		
3. Superannuation/Pension		
4. Accumulated Leave Encashment		
5. Trade Warranties/Claims		
6. Others (Specify)		
<b>TOTAL (A + B)</b>	<b>2,669.32</b>	<b>3,755.80</b>

  
[G. RAVICHANDRAN]  
3.1.19.

JOINT DIRECTOR (ADMN)  
CENTRAL SILK BOARD  
BANGALORE

  
[CA A MANOHARAN]  
03/04/19

JOINT DIRECTOR (FINANCE)  
CENTRAL SILK BOARD  
BANGALORE

CENTRAL SILK BOARD, BANGALORE - 560 068

SCHEDULES FORMING PART OF BALANCE SHEET AS AT 31.03.2018

[₹ in Lakhs]

DESCRIPTION	GROSS BLOCK				DEPRECIATION			NET BLOCK		NET BLOCK
	Cost/Valuation As at beginning of the Year	Additions during the year	Deductions during the year	Cost Valuation at the year end	As at beginning of the Year	For the year	Adjust. To Depreci (-)/(+)	Total up to the Year-end	As at the Current year-end	As at the Previous year-end
	2	3	4	5(2+3-4)	6	7	8	9(6+7-8)	10	11
<b>A. FIXED ASSETS</b>										
1. LAND	3,367.21			3,367.21	-			-	3,367.21	3,367.21
2. BUILDINGS & OTHER ORIGINAL WORKS	21,991.83	3,365.21		25,357.04	3,784.24	413.13	0.78	4,198.15	21,158.89	18,207.59
3. TOOLS, PLANT & MACHINERY	8,082.87	477.06	225.53	8,334.40	3,955.41	389.63	-124.87	4,220.17	4,114.23	4,127.46
4. FURNITURE & OTHER OFFICE EQUIPMENTS	1,965.96	118.18	54.39	2,029.75	1,271.08	125.57	-38.35	1,358.30	671.45	694.88
4. (ii) ELECTRONIC DATA PROCESSORS INCLUDING COMPUTERS/PRINTERS	1,120.81	77.08	110.72	1,087.17	978.53	80.25	-132.76	926.02	161.15	142.28
5. VEHICLES	1,239.07	46.76	29.80	1,256.03	969.68	47.40	-29.81	987.27	268.76	269.39
6. LIBRARY BOKS & SCIENTIFIC JOURNALS	1,010.78	28.79	0.02	1,039.55	538.88	49.36		588.24	451.31	471.90
7. FANS & FIXTURES	167.34	1.60	1.64	167.30	125.92	10.56	-1.30	135.18	32.12	41.42
<b>TOTAL OF CURRENT YEAR</b>	<b>38,945.87</b>	<b>4,114.68</b>	<b>422.10</b>	<b>42,638.45</b>	<b>11,623.74</b>	<b>1,115.90</b>	<b>-326.31</b>	<b>12,413.33</b>	<b>30,225.12</b>	<b>27,322.13</b>
<b>WORK IN PROGRESS</b>	<b>775.23</b>	<b>1,965.96</b>	<b>190.28</b>	<b>2,550.91</b>					<b>2,550.91</b>	<b>775.23</b>
<b>GRAND TOTAL</b>	<b>39721.10</b>			<b>45189.36</b>					<b>32776.03</b>	<b>28097.36</b>

Note: The Adjustment to Depreciation column (No:8) indicates the Depreciation Amount reduced due to Disposal of Assets .

*[Signature]*  
3.1.19.

[G.RAVICHANDRAN]

JOINT DIRECTOR (ADMN)

CENTRAL SILK BOARD

BANGALORE

*[Signature]*  
3.1.19.

[CA A MANOHARAN]

JOINT DIRECTOR (FINANCE)


CENTRAL SILK BOARD


BANGALORE

CENTRAL SILK BOARD, BANGALORE 560 068

SCHEDULES FORMING PART OF BALANCE SHEET AS AT 31.03.2018

SCHEDULE.9 - INVESTMENTS FROM EARMARKED / ENDOWMENT FUNDS		[₹ in Lakhs]	
	Current Year	Previous Year	
	2017- 18	2016- 17	
1. In Central Government			
2. Other approved Securities			
3. Shares			
4. Debentures and Bonds			
5. Subsidiaries and Joint Ventures			
6. Others (to be specified)			
<b>TOTAL</b>	-		


  
 [G.RAVICHANDRAN]  
 JOINT DIRECTOR (ADMN)  
 CENTRAL SILK BOARD  
 BANGALORE


  
 [CA A MANOHARAN]  
 JOINT DIRECTOR (FINANCE)  
 CENTRAL SILK BOARD  
 BANGALORE

CENTRAL SILK BOARD, BANGALORE 560 068

SCHEDULES FORMING PART OF BALANCE SHEET AS AT 31.03.2018

SCHEDULE.10 - INVESTMENTS FROM OTHERS		[₹ in Lakhs]	
	Current Year 2017 - 18	Previous Year 2016 - 17	
1. In Central Government			
2. Other approved Securities			
3. Shares			
4. Debentures and Bonds			
5. Subsidiaries and Joint Ventures			
6. Others (to be specified)			-
<b>TOTAL</b>	-	-	-

  
 [G.RAVICHANDRAN]  
 JOINT DIRECTOR (ADMN)  
 CENTRAL SILK BOARD  
 BANGALORE

  
 [CA A MANOHARAN]  
 JOINT DIRECTOR (FINANCE)  
 CENTRAL SILK BOARD  
 BANGALORE

CENTRAL SILK BOARD, BANGALORE - 560 068

SCHEDULES FORMING PART OF BALANCE SHEET AS AT 31.03.2018

SCHEDULE 11- CURRENT ASSETS, LOANS, ADVANCES ETC:	[ ₹ in Lakhs ]	
	CURRENT YEAR 2017 - 18	PREVIOUS YEAR 2016 - 17
<b>A. CURRENT ASSETS</b>		
1. Inventories: Closing Stock (Annexure IV)	811.18	1,054.19
2. Sundry Debtors:		
a) Debts Outstanding [ Annexure - IV ] 1. With Govt., Departments less than 12 months	596.76	618.35
more than 12 months	587.08	483.71
sub total	1,183.84	1,102.06
2. With others.		
less than 12 months	5.44	15.44
more than 12 months	18.43	10.82
sub total	23.87	26.26
Total Sundry Debtors (1+2)	1,207.71	1,128.32
3. Cash balances in hand [ Imprest ]	0.10	0.10
4. Bank Balances:		
a) With Scheduled Banks: [ Annexure - V ]		
On Current Accounts	1,902.42	
On Deposit Account - Earmarked Funds [ Annexure - XI ]	1,129.41	3,572.26
On Deposit Account - Other Funds [ Annexure XII ]	4,658.69	864.36
b) With Non-Scheduled Banks:		
c) Remittance in Transit		3.38
5. Post Office-Savings Accounts		
<b>Total (A)</b>	<b>9,709.51</b>	<b>10,611.27</b>

Contd.....2



-- 2 :-

SCHEDULE 11 - CURRENT ASSETS, LOANS, ADVANCES ETC:	[ ₹ in Lakhs ]	
	CURRENT YEAR 2017- 18	PREVIOUS YEAR 2016 - 17
<b>B. LOANS, ADVANCES AND OTHER ASSETS</b>		
<b>1. LOANS:</b>		
a) Staff [ Annexure - VI ]	164.27	207.73
b) Other [ Annexure - VII ]	22.00	22.00
<b>2. Advances and other amounts recoverable in cash or in kind or for value to be received</b>		
a) On Capital Account [ Annexure -VIII ]	5,909.30	10,570.35
b) Prepayments	91.86	
<b>3. Interest Accrued:</b>		
a) On Investments from Earmarked Funds [ Annexure - IX ]	36.23	59.89
b) On Investments - Others (Annexure X)	223.93	193.49
c) On Loans and Advances		
d) Others [ Annexure - VII ]	123.67	122.87
[ Includes Income due unrealised Rs..... ]		
<b>4. Receivables [ Annexure XV ]</b>	21.32	30.27
<b>Total (B)</b>	<b>6,592.58</b>	<b>11,206.60</b>
<b>Total ( A + B )</b>	<b>16,302.10</b>	<b>21,817.87</b>

  
[G.RAVICHANDRAN]  
3.1.19

JOINT DIRECTOR (ADMN)  
CENTRAL SILK BOARD  
BANGALORE

  
[CA A MANOHARAN]  
22/01/19

JOINT DIRECTOR (FINANCE)  
CENTRAL SILK BOARD  
BANGALORE

CENTRAL SILK BOARD, BANGALORE - 560 068

SCHEDULES FORMING PART OF INCOME & EXPENDITURE FOR THE PERIOD / YEAR ENDED 31.03.2018

SCHEDULE 12 - INCOME FROM SALES/SERVICES	[₹ in Lakhs]	
	Current Year 2017 - 18	Previous Year 2016 - 17
<b>1) Income from Sales</b> a) Sale of Finished Goods (Annexure XIV) b) Sale of Raw Material c) Sale of Scraps  2) Income from Services a) labour and Processing Charges b) Professional /Consultancy services c) Agency Commission and Brokage d) Maintenance Services(Equipment/Property) e) Others (Specify)	2,992.40	2,602.64
<b>TOTAL</b>	<b>2,992.40</b>	<b>2,602.64</b>

  
[G.RAVICHANDRAN]  
2.1.19.

JOINT DIRECTOR (ADMN)  
CENTRAL SILK BOARD  
BANGALORE

  
[CA A MANOHARAN]  
6/1/19


JOINT DIRECTOR (FINANCE)  
CENTRAL SILK BOARD  
BANGALORE

**CENTRAL SILK BOARD, BANGALORE - 560 068**

**SCHEDULES FORMING PART OF INCOME & EXPENDITURE FOR THE PERIOD / YEAR ENDED 31.03.2018**


	[₹ in Lakhs]	
	Current Year 2017 - 18	Previous Year 2016 - 17
<b>SCHEDULE 13- GRANTS/SUBSIDIES</b>		
<b>[Irrevocable Grants &amp; Subsidies Received]</b>		
1) Central Government (Annexure XIII) [54250 -2109.32]	52,140.68	46,744.22
2) State Government[s]		
3) Government Agencies		
4) Institutions/Welfare Bodies		
5) International Organisations		
6) Others [Specify]		
<b>TOTAL</b>	<b>52,140.68</b>	<b>46,744.22</b>


  
**[G.RAVICHANDRAN]**  
**JOINT DIRECTOR (ADMN)**  
**CENTRAL SILK BOARD**  
**BANGALORE**

  
**[CA A MANOHARAN]**  
**JOINT DIRECTOR (FINANCE)**  
**CENTRAL SILK BOARD**  
**BANGALORE**

SCHEDULES FORMING PART OF INCOME & EXPENDITURE FOR THE PERIOD / YEAR ENDED 31.03.2018

SCHEDULE 14- FEES/SUBSCRIPTIONS	[₹ in Lakhs]	
	Current Year 2017 - 18	Previous Year 2016 - 17
1) Entrance Fees		
2) Annual Fees/Subscriptions		
3) Seminar/Programme Fees		
4) Consultancy Fees		
5) Others [Specify]		
<b>TOTAL</b>	<b>0.00</b>	<b>0.00</b>

  
 [G.RAVICHANDRAN]  
 JOINT DIRECTOR (ADMN)  
 CENTRAL SILK BOARD  
 BANGALORE


  
 [CA A MANOHARAN]  
 JOINT DIRECTOR (FINANCE)  
 CENTRAL SILK BOARD  
 BANGALORE

CENTRAL SILK BOARD, BANGALORE - 560 068

SCHEDULES FORMING PART OF INCOME & EXPENDITURE FOR THE PERIOD / YEAR ENDED 31.03.2018

[₹ in Lakhs]

SCHEDULE 15 - INCOME FROM INVESTMENTS	Investment from Earmarked Fund	
	Current Year	Previous Year
	2017-18	2016-17
[income on Invest.from Earmarked Funds transferred to Funds]		
1) Interest		
a) On Govt. Securities		
b) Other Bonds/Debentures		
2) Dividends:		
a) On Shares		
b) On Mutual Fund Securities		
3) Rents		
4) Others [Specify] Fixed Deposits	95.42	103.24
TOTAL	95.42	103.24
TRANSFERRED TO EARMARKED FUNDS [ SCHEDULE - 3 ]	95.42	103.24

  
 [G.RAVICHANDRAN]  
 JOINT DIRECTOR (ADMIN)  
 CENTRAL SILK BOARD  
 BANGALORE

  
 [CA A MANOHARAN]  
 JOINT DIRECTOR (FINANCE)  
 CENTRAL SILK BOARD  
 BANGALORE

CENTRAL SILK BOARD, BANGALORE - 560 068

SCHEDULES FORMING PART OF INCOME & EXPENDITURE FOR THE PERIOD / YEAR ENDED 31.03.2018

[₹ in Lakhs]

SCHEDULE 16- INCOME FROM ROYALTY,PUBLICATIONS ETC	Current Year	Previous Year
	2017 - 18	2016 - 17
1) Income from Royalty 2) Income from publications 3) Others [Specify]		
<b>TOTAL</b>	<b>0.00</b>	<b>0.00</b>

  
3.1.19.

[G.RAVICHANDRAN]  
JOINT DIRECTOR (ADMN)  
CENTRAL SILK BOARD  
BANGALORE

  
03/01/19

[CA A MANOHARAN]  
JOINT DIRECTOR (FINANCE)  
CENTRAL SILK BOARD  
BANGALORE

SCHEDULES FORMING PART OF INCOME & EXPENDITURE FOR THE PERIOD / YEAR ENDED 31.03.2018

SCHEDULE 17- INTEREST EARNED	[₹ in Lakhs]	
	Current Year 2017 - 18	Previous Year 2016 - 17
1) On Term Deposits		
a) With Scheduled Bank (Annexure XIV)		328.85
b) With Non Scheduled Banks	263.53	
c) With Institutions		
d) Others - On Loans & others		
2) On Savings Accounts:		
a) With Scheduled Bank		
b) With Non Scheduled Banks		
c) Post Office Savings Accounts		
d) Others		
3) On Loans:		
a) Employees/Staff		
b) Others	20.34	18.09
4) Interest on Debtors and Other Receivables		
<b>TOTAL</b>	<b>283.87</b>	<b>346.94</b>

*Handwritten signature*  
3.1.19.

[G.RAVICHANDRAN]  
JOINT DIRECTOR (ADMN)  
CENTRAL SILK BOARD  
BANGALORE

*Handwritten signature*  
03/01/18

[CA A MANOHARAN]  
JOINT DIRECTOR (FINANCE)  
CENTRAL SILK BOARD  
BANGALORE

SCHEDULES FORMING PART OF INCOME & EXPENDITURE FOR THE PERIOD / YEAR ENDED 31.03.2018

SCHEDULE 18- OTHER INCOME	[₹ in Lakhs]	
	Current Year 2017 - 18	Previous Year 2016 - 17
1) Profit on Sale/Disposal of Assets a) Owned Assets b) Assets acquired out of Grants or received free of cost		
2) Export Incentives realized		
3) Fees for Miscellaneous Services		
4) Miscellaneous Income - Rent	11.28	13.61
<b>TOTAL</b>	<b>11.28</b>	<b>13.61</b>

*G. Ravichandran*  
3.11.18

[G.RAVICHANDRAN]  
JOINT DIRECTOR (ADMN)  
CENTRAL SILK BOARD  
BANGALORE

*A. S. B. 10/1/18*

[CA A MANOHARAN]  
JOINT DIRECTOR (FINANCE)  
CENTRAL SILK BOARD  
BANGALORE



SCHEDULES FORMING PART OF INCOME & EXPENDITURE FOR THE PERIOD / YEAR ENDED 31.03.2018

	[₹ in Lakhs]	
	Current Year 2017 - 18	Previous Year 2016 - 17
<b>SCHEDULE 19-INCREASE/(DECREASE) IN STOCK OF FINISHED GOODS &amp;WIP</b>		
1) Closing Stock (Annexure IV)		
a) Finished Goods	811.18	1,054.19
b) Work in progress		
2) Less: Opening Stock		
a) Finished Goods	1,054.19	877.03
b) Work in progress		
<b>TOTAL</b>	<b>(243.01)</b>	<b>177.16</b>

*[Signature]*  
3.1.19.

[G.RAVICHANDRAN]  
JOINT DIRECTOR (ADMN)  
CENTRAL SILK BOARD  
BANGALORE

*[Signature]*  
03/01/19

[CA A MANOHARAN]  
JOINT DIRECTOR (FINANCE)  
CENTRAL SILK BOARD  
BANGALORE

CENTRAL SILK BOARD, BANGALORE - 560 068

SCHEDULES FORMING PART OF INCOME & EXPENDITURE FOR THE PERIOD/YEAR ENDED 31.03.2018

[₹ in Lakhs]		
SCHEDULE.20-ESTABLISHMENT EXPENSES	Current Year 2017 - 18	Previous Year 2016 - 17
a) Salaries and Wages	20,605.72	12,306.67
b) Allowances and Bonus	5,834.78	13,369.87
c) Contribution to Provident Fund	354.21	437.31
d) Staff Welfare Expenses	511.17	470.31
f) Expenses on Employees Retirement and Terminal Benefits	11,875.33	8,969.91
<b>TOTAL</b>	<b>39,181.21</b>	<b>35,554.07</b>

  
[G.RAVICHANDRAN]  
3.11.18

JOINT DIRECTOR (ADMN)  
CENTRAL SILK BOARD  
BANGALORE




[CA A MANOHARAN]  
JOINT DIRECTOR (FINANCE)  
CENTRAL SILK BOARD  
BANGALORE

SCHEDULES FORMING PART OF INCOME & EXPENDITURE FOR THE PERIOD / YEAR ENDED 31.03.2018

	[ ₹ in Lakhs ]	
	Current Year 2017 - 18	Previous Year 2016 - 17
<b>SCHEDULE.21 - OTHER ADMINISTRATIVE EXPENSES ETC</b>		
a) Purchases : Raw Materials	1,608.00	1,779.06
b) Purchases : Consumable Stores	141.69	121.44
c) Electricity and Power	406.35	403.77
d) Insurance	33.23	31.20
e) Repairs and maintenance	1,152.66	845.94
f) Rent, Rates and Taxes	202.23	196.62
g) Vehicles Running and Maintenance	281.06	261.37
h) Postage, Telephone and Communication Charges	101.27	123.22
i) Printing & Stationery	376.49	397.51
j) Travelling and Conveyance Expenses	1,019.90	835.30
k) Subscription Expenses/Newspaper	13.89	13.26
l) Expenses on Fees	354.68	270.31
m) Auditors Remuneration	20.46	7.88
n) Hospitality Expenses	96.82	85.75
o) Professional Charges	351.16	249.93
p) Advertisement and Publicity	76.86	88.49
q) Demonstration & Extension Activities	1,200.13	443.61
r) Expenditure on Board Meetings		7.27
s) Expenditure on Other Meetings	133.27	140.88
t) Wages	725.38	127.66
t) Other Miscellaneous Expenses	57.06	58.57
<b>TOTAL (Amount shown in I &amp; E A/C)</b>	<b>8,352.59</b>	<b>6,489.04</b>

  
 [G.RAVICHANDRAN]  
 JOINT DIRECTOR (ADMN)  
 CENTRAL SILK BOARD  
 BANGALORE


  
 [A. S. E.]  
 JOINT DIRECTOR(FINANCE)  
 CENTRAL SILK BOARD  
 BANGALORE

SCHEDULES FORMING PART OF INCOME & EXPENDITURE FOR THE PERIOD / YEAR ENDED 31.03.2018

	[₹ in Lakhs]	
	Current Year 2017- 18	Previous Year 2016 - 17
<b>SCHEDULE.22-EXPENDITURE ON GRANTS, SUBSIDIES ETC</b>		
a) Expenditure Under Central Sector Scheme Programmes of States (Annexure - XVIII)	8,124.22	7,211.87
b) Funds released Under Quality Certification System (Annexure XVIII)	175.00	203.60
c) Funds released Under R&D Schemes/Seed Sector Schemes /Brand (Annexure XVIII)		
<b>TOTAL (B)</b>	<b>8,299.22</b>	<b>7,415.47</b>

	[₹ in Lakhs]	
	Current Year 2017- 18	Previous Year 2016- 17
<b>SCHEDULE.23-INTEREST</b>		
a) On Fixed Loans		
b) On Other Loans (including Bank charges)		
c) Others (specify)		
<b>TOTAL</b>	<b>0.00</b>	<b>0.00</b>

  
[G.RAVICHANDRAN]  
JOINT DIRECTOR (ADMN)  
CENTRAL SILK BOARD  
BANGALORE

  
[CA A MANOHARAN]  
JOINT DIRECTOR (FINANCE)  
CENTRAL SILK BOARD  
BANGALORE

**CENTRAL SILK BOARD  
BANGALORE-560 068**

**ANNUAL ACCOUNTS FOR THE YEAR 2017 – 2018**

**I. SIGNIFICANT ACCOUNTING POLICIES:**

**1. FIXED ASSETS:**

- a. Fixed Assets are shown at Actual Cost by including all the incidental expenses incurred in acquiring the assets .
- b. Almost all the Assets acquired on free of cost are valued on the basis of particulars available and information furnished by the respective authorities.
- c. The Fixed Assets include unserviceable articles which could not be quantified.
- d. Unserviceable Fixed Assets are disposed off as per the procedures laid down in the General Financial Rules and Book values are adjusted in the Balance Sheet.

**2. DEPRECIATION:**

Depreciation on the Assets is provided on Straight line method. The Depreciation on the additions of assets during the year is provided on pro-rata basis, i.e., full year depreciation is charged for those additions made on or before 30<sup>th</sup> September and half year depreciation for additions made on or after 1<sup>st</sup> October. The depreciation amount is calculated on the cost of the Assets less its estimated residual value. The rates of depreciation adopted are : [1] Land – Nil, [2] Buildings and Other Original Works – 1.63 %, [3] Tools, Plant and Machinery – 4.75 %, [4 (i)] Furniture and Office Equipments – 6.33 %, [4 (ii)] Electronic Data Processors including Computers & Printers – 16.21%, [5] Vehicles – 9.50 %, [6] Fans and Fixture – 6.33 % and [7] Library Books – 4.75 %.

**3. RECEIPTS & PAYMENTS ACCOUNT:**

Actual Expenses paid and receipts received are taken in the Receipts & Payment Account.

**4. LOANS & ADVANCES:**

All employee's loans and advances are shown in the Books of Accounts in accordance with the General Financial Rules.

**5. RETIREMENT BENEFITS:**

Retirement Benefits are booked as and when paid.

**6. INCOME & EXPENDITURE ACCOUNT:**

The Income & Expenditure Account is prepared on accrual basis.

7. The financial statements are prepared on the basis of historical cost basis.

**8. EARMARKED FUNDS:**

There are Earmarked Funds at CSB. The investments are made out of the said funds. The Income / Interest earned out of the investments of the said funds are directly credited to the respective funds as per the Generally Accepted Accounting Principles. Further, the Income accrued to these Earmarked Funds by way of sales, etc are also directly credited to the said funds since the same are not CSB's Income.

**9. PROFORMA ACCOUNTS:**

Govt. of India has sanctioned specific funds for the operation of the Raw Material Banks. The Annual Accounts Statements of the above said specific funds are separately shown in the Annual Accounts of the CSB which is conventionally & consistently followed.

**10. CLOSING STOCK**

The value of the closing stock of Dfls at the units is valued at Market price or cost price whichever is less in respect of Working Capital.

The quantity of closing stock generated by the CSB units during Research activities is disclosed in the Notes on Accounts separately.

**11. SALES**

Sales are recognized when the substantial ownership is transferred to the Buyer. Sales are stated exclusive of returns and applicable discounts and allowances.

**12. SUNDRY DEBTORS:**

The Sundry Debtors include the amounts pertaining to the earlier years. The details of the write off proposals sent to the MOT seeking approval thereon will be indicated under Notes on Accounts. If the chances of recovery of Sundry Debtors are remote, refused or disputed, etc then provision for bad & doubtful debts would be made in the Annual accounts accordingly.

**13. EPF:**

The Skilled Farm Workers of CSB are covered under Employees Provident Fund Act and Misc. Provisions Act, 1952 and accordingly contributions are paid.

**14. PENSIONARY BENEFITS:**

The terminal benefits including Pension requirements are included in the Budget Estimates which were considered and sanctioned by the Ministry and met out of the Grants-in-Aid.

  
[ G.RAVI CHANDRAN ]  
JOINT DIRECTOR (ADMN. )

  
[ CA.A. MANOHARAN ]  
JOINT DIRECTOR (FINANCE)


**CENTRAL SILK BOARD  
BANGALORE-560 068.**

**ANNUAL ACCOUNTS FOR THE YEAR 2017- 2018**

**I. NOTES FORMING PART OF ACCOUNTS:**

1. Central Silk Board is a Statutory Body functioning under the administrative control of Ministry of Textiles, Government of India. The Ministry Sanctions Grants-in-Aid through Central Budget for implementation of various schemes.
2. Outstanding Contingent Liabilities not acknowledged as debt:
  - a) Letter of credit opened by bank on behalf of CSB as on 31.03.2018 are Nil.
  - b) Three court cases had been filed against CSB i.e.,
    - (1) Land Losers had filed a case seeking higher / additional compensation for the land acquired for CSR&TI Mysore.
    - (2) SBI Hindupur had filed a case against M/s. Indian Silk Mills for recovery of loan amount sanctioned and CSB is not involved in the process of sanction of loan but named as Second Party.
    - (3) M/s.Meghdoot House Building Society, Mumbai had filed a case against the judgement passed by small Cause Court, Mumbai in favour of CSB with regard to claiming of Mesne profit in respect of building occupied by CSB earlier and at present the same had been vacated.
    - (4) CSB Scientists had filed a case with the Hon. CAT, Bangalore seeking the implementation of Flexible Complementing Scheme [FCS] with retrospective effect and the case is going on.
3. In the opinion of the Management the current assets, loans & advances have a value or realization in the ordinary course of business, equal at least for the aggregate amount shown in the Balance Sheet.
4. Central Silk Board surrenders, all Miscellaneous Receipts except those receipts specifically mentioned for schemes that are retained under Training Fund, R & D fund, Farm Development fund etc, to Government of India. During the year an amount of ₹.13.75 crores being the Miscellaneous Receipts received and remitted to GOI which includes a sum of ₹.10.63 crores being the revenue generated.
5. Central Silk Board does not have any Secured Loans and unsecured loans as on 31.03.2018.
6. The GPF & EIS Annual Accounts are annexed separately since these are Employee's funds and not related to the GIA.
7. Wherever regrouping is required, the same has been done for the previous year to have uniformity in disclosure. Schedules 1 to 25 are the integral part of Balance Sheet as on 31.03.2018 & the Income & Expenditure Account for the year ended 31.03.2018.
8. In order to give more information to the schedules, Annexures are enclosed wherever required for Balance Sheet, Income & Expenditure Account and Receipts & Payments Account. The Annexures of the Annual Accounts are part of the Notes on accounts.
9. Accounting Policies are followed consistently.
10. While preparing the Annual Accounts, guidelines provided by the AG from time to time in the new formats, were followed.
11. In the Income & Expenditure Account a sum of ₹.20.46 lakhs being the Audit Fees pertaining to the previous years is booked under the head Audit Fees since CSB does not have the details of Audit Fees payable.

12. Utilization Certificate for the funds released for implementation of CDP during the year 2014-15 to the extent of ₹.2.77 crores from the State Governments are awaited.
13. A sum of ₹.0.65 crores is lying in the LC Account opened in favour of manufacturers for supply of machineries to the beneficiaries under CDP during the previous years are shown as advance pending its settlement.
14. A sum of ₹.10.76 crores available under ARD head as commented by C&AG during previous year 2016-17 had been utilized in full during the current year (2017-18) for the purpose for which it was sanctioned.
15. The transactions made out of Revolving Capital Fund as mentioned in the Annexure XIX – Balances of Revolving/Working capital funds of Annual Accounts are routed through Income & Expenditure Account since these are the regular mandated operations of CSB. The amounts granted as working capital are continuously put into use and the balances of these funds as on 31.03.2018 is depicted in the said Annexure.
16. The Contribution made towards Capital fund during the year 2017-18 is to the extent of ₹. 2.07 crs and the details for the said amount are shown in the Annexure XX-B of the Annual Accounts.
17. The following lands are under Lease hold by CSB:
- |      |                 |   |                |
|------|-----------------|---|----------------|
| I    | RSRS Anantapur  | - | 40.37 acres    |
| II.  | BSF Dharmapura  | - | 20.00 acres    |
| III. | BSF Nagamangala | - | 14.03 acres    |
| IV.  | CTR&TI Ranchi   | - | 345240 sq.mtr. |
18. The arrears to the extent of ₹.5,622.72 lakhs payable to the employees w.e.f. 1.1.2016 to 30.06.2017 and allowances of ₹.1,793.88 lakhs w.e.f. 1.7.2017 to 30.06.2018 and arrears of ₹.6,046.00 lakhs payable to Pensioners/family pensioners on account of 7<sup>th</sup> CPC recommendations. As of date there is no express sanction of the budget provision in respect of the arrears, on account of 7 CPC, payable to CSB employees from the Ministry.
19. Bangalore Metro Rail Corporation Limited (BMRCL), Bangalore had proposed for acquisition of land to the extent of 9943 Sq.Mtrs belongs to CSB for Metro Rail. The Land Acquisition Officer had issued final notification of acquisition of land 2246 Sq mtrs for the balance. For the balance 7697 sq. mtrs the final notification is yet to be published even though preliminary notification had been issued. CSB is yet to receive the compensation amount of ₹.74.08 crores as committed by Special Land Acquisition Officer, KIADB /BMRCL.
20. The Closing Stock of the products generated during the research activities carried out by CSB as on 31.03.2018 are :
- (a) Mulberry Cocoons - 610.97 Kgs, Eri cocoons- 44.14 kgs & Non-Mulberry Cocoons -74.13 lakhs ; (b) Mulberry Pierced Cocoons- 1324.09 kgs & Non-Mulberry Pierced Cocoons - 22.01 lakhs; (c) DFLs 5,07,455 Nos, Muga DFLs - 16367 nos; (d) Raw Silk 620.37 Kgs ; (e) Silk Fabrics -540.255 mts; (f) Reeling Waste-10.77 Kgs; (g) Tested silk waste- 41.73 Kgs; (h) Filmsy Muga Cocoons-4820 nos; (i) Spun Silk Yarn Tasar- 25.706 kgs and (j) Spun silk Eri- 8.00 kgs.

  
 [ G.RAVICHANDRAN ]  
 JOINT DIRECTOR (ADMN.)

  
 [CA.MANOHARAN A.]  
 JOINT DIRECTOR (FINANCE)




RECEIPTS AND PAYMENTS ACCOUNTS FOR THE PERIOD / YEAR ENDED 31.03.2018

[₹ in Lakhs]		CURRENT YEAR 2017 - 18		PREVIOUS YEAR 2016 - 17	
SL. NO.	RECEIPTS	SL. NO.	PAYMENTS	SL. NO.	PREVIOUS YEAR 2016 - 17
I.	<b>Opening Balances</b>	I	<b>Expenses</b>		
	a) Cash in hand (Annexure V)		a) Establishment Expenses		35283.65
	b) Bank Balances		b) Administrative Expenses		39241.35
	1) In current accounts (Annexure V)				4534.15
	2) In deposit accounts				
	3) Savings accounts				
	4) Remittance in Transit				
II	<b>Grants Received</b>	II	<b>Payments made against funds for various projects</b>		
	a) From Government of India (Annex. XIII)		a) Catalytic Development Programme to States (Sch.22)		0.00
	b) From State Government		b) Releases under R & D Schemes/ Seed Sector/QCS/Brand ( Sch 22)		8299.22
III	<b>Income on Investment &amp; Others from</b>	III	<b>Investments, payments and deposit made</b>		
	a) Earmarked/Endow. Funds (Ann XVII)		a) Out of Earmarked/Endowment Funds (Ann XVIII)		
	b) Own funds (Other Investment)		b) Out of own Funds (Investment-others)		1484.03
IV	<b>Interest Received</b>	IV	<b>Expenditure on Fixed Assets (Annexure - XVIII)</b>		
	a) On Bank deposits		a) Purchase of Fixed Assets		507.41
	b) Loans, Advances etc.,				
V	<b>Amount Borrowed</b>	IV (A)	<b>Expenditure on Advance Deposits, etc (Ann XVIII)</b>		
			a) Recoverable Advance to Employees		66.26
			b) Advance Deposits for Civil, Telephone etc.		1601.61
VI	<b>Other Income (Specify)</b>	V	<b>Refund of surplus money/Loans</b>		
		VI	<b>Finance Charges (Interest)</b>		

[ ₹ in Lakhs ]

SL. NO	RECEIPTS	CURRENT YEAR 2017 - 18	PREVIOUS YEAR 2016 - 17	SL. NO	PAYMENTS	CURRENT YEAR 2017 - 18	PREVIOUS YEAR 2016 - 17
VII	Any other receipts (give details)			VII	Other Payments (Specify)		
1.	RMB, Chaibasa	380.84	341.32	1.	RMB, Chaibasa	245.58	344.40
2.	MRMB, Sibbsagar	51.46	84.20	2.	MRMB, Sibbsagar	51.04	83.39
3.	P.S.S.	0.00	1861.76	3.	P.S.S.	0.00	1862.15
4.	NSSO, R.C.	3822.21	2994.34	4.	NSSO R.C.	4236.89	2480.78
5.	Revolving Funds	111.16	62.66	5.	Revolving Funds	81.75	53.86
7)	EMD/Security Deposits (Annexure I)	474.06	519.99	7)	EMD/Security Deposits (Annexure I)	493.97	487.09
8)	Other Receipts for Disbursement	77.90	62.97	8)	Other Receipts for Disbursement	1139.05	2302.78
i)	Funds from State Governments	395.65	1231.14	i)	Funds from State Governments	254.05	1797.49
ii)	Advance cost of supplies (Annexure II)	699.57	75.47	ii)	Advance cost of supplies (annexure II)	651.89	65.98
9)	Funds from other sources (Annex - XVI)	896.95	2617.46	9)	Funds from other sources (Annex - XVI)	1179.39	2953.32
10)	Undisbursed Amount	0.00	16.36	10)	Undisbursed Amount	0.00	16.41
11)	Miscellaneous Income	1374.79	1502.15	11)	Miscellaneous Income -Surrender to GOI	1374.81	1502.29
				VIII	Closing Balances		
					a. Cash in hand	0.10	0.10
					b. Bank Balances		
					i) In Currents Accounts (Annexure - V)	2124.07	3658.22
					ii) In Deposit Accounts		
					iii) Savings Accounts		
					iv) Remittance in Transit	0.00	3.38
	<b>TOTAL :</b>	<b>66931.18</b>	<b>68746.97</b>		<b>TOTAL :</b>	<b>66931.19</b>	<b>68746.97</b>

  
 [G. RAVICHANDRAN]  
 JOINT DIRECTOR (ADMIN)  
 CENTRAL SILK BOARD  
 BANGALORE

  
 [ICA MANOHARAN A]  
 JOINT DIRECTOR (FINANCE)  
 CENTRAL SILK BOARD  
 BANGALORE

  
 [ DR. NARENDAR REBELLY ]  
 DIRECTOR (FINANCE)  
 CENTRAL SILK BOARD  
 BANGALORE

  
 [ R.R.OKHANDIAR ]  
 MEMBER SECRETARY  
 CENTRAL SILK BOARD  
 BANGALORE

## CENTRAL SILK BOARD BANGALORE

## DETAILS OF EMD / CMD / SMD FOR 2017-2018

## ANNEXURE - I

Sl. NO.	Name of the Accounting Unit	[ ₹. IN LAKHS ]			
		Opening Balance as on 01-04-2017	Receipts during 2017-18	Payments during 2017-18	Closing Balance as on 31.3.2018
1	Board's Secretariat	7.89	16.57	13.88	10.58
2	R.O.Guwahati	0.00	0.00	0.00	0.00
3	R.O.Kolkatta	0.86	1.08	0.99	0.95
5	RO Chennai	0.00	0.00	0.00	0.00
6	R.O. Bhubaneswar	0.21	0.00	0.21	0.00
7	C.S.R.&T.I.,Mysore	6.53	2.67	3.91	5.29
8	C.S.R.&T.I.,Berhampore	7.98	15.75	10.16	13.57
9	C.T.R.&T.I., Ranchi	3.39	1.12	3.01	1.50
10	BTSSO, Bilaspur	1.12	1.53	1.20	1.45
11	C.S.T.R.I.,Bangalore	21.23	12.75	21.53	12.45
12	N.S.S.O.,Bangalore	31.32	49.86	51.76	29.42
13	C.S.R.&T.I., Pampore	2.23	0.39	2.62	0.00
14	C.M.E.R.&T.I., Jorhat	3.28	1.93	3.54	1.67
15	C.S.G.R.C., Hosur	1.43	2.19	2.30	1.32
16	Seribiotech Res.Lab.B'lore	2.05	0.68	1.19	1.54
17	M.S.S.O., Guwahati	4.23	3.06	4.84	2.45
18	NSSO Revolving Fund	8.35	364.48	372.83	0.00
	<b>TOTAL</b>	<b>102.10</b>	<b>474.06</b>	<b>493.97</b>	<b>82.19</b>

*(Signature)*  
 (G.RAVICHANDRAN)  
 JOINT DIRECTOR (ADMN.)  
 CENTRAL SILK BOARD  
 BANGALORE-560 068.

*(Signature)*  
 (CA A MANOHARAN)  
 JOINT DIRECTOR (FINANCE)  
 CENTRAL SILK BOARD  
 BANGALORE-560 068.

CENTRAL SILK BOARD  
BANGALORE-560 068.

ANNEXURE II

BALANCES OF ADVANCES RECEIVED FOR SUPPLIES AS ON 31.03.2018

[ ₹.in Lakhs]

SL.NO	PARTICULARS	OPENING BALANCE	CREDITS	DEBITS	CLOSING BALANCE
1	RO Kolkatta	0.69	1.36	2.05	0.00
2	CSR&TI Mysore	0.37	5.87	5.89	0.35
3	BTSSO Bilaspur	1.01	19.66	9.30	11.37
4	NSSO Bangalore	19.31	24.82	27.69	16.44
5	NSSO- RC Fund	54.09	633.35	593.36	94.08
6	MSSO Guwahthy	0.00	10.97	10.06	0.91
7	CMER&TI Lahdogarh	0.00	0.40	0.40	0.00
8	CTR&TI Ranchi	0.00	3.14	3.14	0.00
	<b>TOTAL</b>	<b>75.47</b>	<b>699.57</b>	<b>651.89</b>	<b>123.15</b>

*(Signature)*  
(G.RAVICHANDRAN)  
JOINT DIRECTOR (ADMN.)  
CENTRAL SILK BOARD  
BANGALORE-560 068

*(Signature)*  
(CA A.MANOCHARAN)  
JOINT DIRECTOR (FINANCE)  
CENTRAL SILK BOARD  
BANGALORE-560 068

**CENTRAL SILK BOARD  
BANGALORE-560068**

**[Annexure - III]**

**STATEMENT SHOWING THE OTHER LIABILITIES AS ON 31.3.2018**

[ ₹. IN LAKHS ]

SL.NO.	NAME OF THE UNIT	SALARY DEDUCTION	ARD		GSLIS/PEN.CONT./Pen.ID
			Regular	Others	
1	Board Secretariat		13.62		(21.96)
2	RO, Kolkatta		0.01		
3	RO. Guwahati		0.34		
4	CSR&TI, Mysore		2.34		
5	CSR&TI, Berhampore	0.03	18.33		
6	CTR&TI, Ranchi		11.14		
7	CSR&TI Pampore		-		
8	CSTRI, Bangalore		27.05		
9	NSSO, Bangalore	-	1.69		
10	BTSSO, Bilaspur	-	1.98		
12	NSSO, Bangalore (WC)	-	1.37		
	<b>Total</b>	<b>0.03</b>	<b>77.87</b>		<b>(21.96)</b>

Note: The above ARD includes salary due to employees, GPF / GSLIS payable to employees, amount received form various state governments from conduction of training etc.,

  
(G.RAVICHANDRAN)

**JOINT DIRECTOR (ADMN.)  
CENTRAL SILK BOARD  
BANGALORE-560 068.**

  
(CA A MANOHARAN)

**JOINT DIRECTOR (FINANCE)  
CENTRAL SILK BOARD  
BANGALORE-560 068.**

**CENTRAL SILK BOARD  
BANGALORE-560 068**

[ANNEXURE - IV]

**SUNDRY DEBTORS/STOCK AS ON 31.03.2018**

[ ₹. IN LAKHS ]

SL.NO.	NAME OF THE UNIT	AMOUNT
1	CSR&TI, Mysore :	0.91
2	CTR&TI, Ranchi	4.60
3	CST&RI, BANGALORE	0.49
4	CSR&TI, PAMPORE	0.73
5	CMER&TI, Lahdoigarh	4.74
6	MSSO, Guwahati	52.40
7	BTSSO, Bilaspur	106.27
8	BTSSO, Bilaspur - Rev.Funds	0.06
9	NSSO, Bangalore	
10	DFLS (SSPCs)	927.52
11	DFLS (FARMS)	30.69
12	MULBERRY CUTTINGS	1.80
13	MULBERRY SAPLINGS	4.27
14	COCOONS	17.91
15	SSTL, Kodathi	0.01
16	Eri SSPCs	42.03
17	Muga SSPC, Kaliabari	13.28
	<b>Total</b>	<b>1,207.71</b>
	<b>Closing Stock</b>	
1	ERI RMB - Hyderabad	0.37
2	NSSO Bangalore	810.81
	<b>Total</b>	<b>811.18</b>

*(Signature)*  
(G. RAVICHANDRAN)  
JOINT DIRECTOR (ADMN.)  
CENTRAL SILK BOARD  
BANGALORE-560 068.

*(Signature)*  
(CA A. MANOHARAN)  
JOINT DIRECTOR (FINANCE)  
CENTRAL SILK BOARD  
BANGALORE-560 068.

**CENTRAL SILK BOARD  
BANGALORE - 560 068**

**ANNEXURE - V**

**DETAILS OF CASH & BANK BALANCES**

[ ₹. IN LAKHS ]

SL. NO.	PARTICULARS	AS ON 31.03.2017	AS ON 31.03.2018
1	Permanent Advance (Imprest)	0.10	0.10
2	Salary Deductions	0.02	0.03
3	Refundable Deposits	102.10	82.19
4	Revolving/Working Capital	616.18	654.35
5	Amt. Recd for D'ment	119.07	77.87
6	Earmarked Funds Part I	227.68	63.12
7	Earmarked Funds Part II	1,425.55	901.71
8	External agencies	5.56	123.15
9	Unsurrendered funds	1,076.10	-
	<b>TOTAL - I</b>	<b>3,572.36</b>	<b>1,902.52</b>
	<b>TRADING FUNDS</b>		
9	Muga Raw Material Bank, Sivsagar	6.17	6.60
10	Raw Material Bank, Chaibasa	79.79	215.05
	<b>TOTAL - II</b>	<b>85.96</b>	<b>221.65</b>
	<b>GRAND TOTAL ( I + II )</b>	<b>3,658.32</b>	<b>2,124.17</b>

*Handwritten signature*  
(G.RAVICHANDRAN)  
JOINT DIRECTOR (ADMN.)  
CENTRAL SILK BOARD  
BANGALORE-560 068.

*Handwritten signature*  
(CA. A.MANOHRAN)  
JOINT DIRECTOR (FINANCE)  
CENTRAL SILK BOARD  
BANGALORE-560 068.

CENTRAL SILK BOARD, BANGALORE - 560 068									
[ ANNEXURE - VI ]									
DETAILS OF LOANS & ADVANCES AS ON 31-03-2018									
[ ₹ in Lakhs ]									
SL. NO.	Name of Accounting Unit	M.C.A.	C.A.	FESTIVAL ADVANCES	COMPUTER ADVANCE	OTHER ADVANCES	TA/TTA/LTC ADVANCES	DEPT. / CONTINGENT ADVANCES	CLO. BALANCE AS ON 31-03-2018
1	2	3	4	5	6	7	8	9	10
1	Board's Secretariat	1.42	0.00	0.00	10.32	0.00	14.66	0.00	26.40
2	R. O., New Delhi	0.00	0.00	0.00	0.00	0.00	0.00	0.00	0.00
3	R. O., Kolkata	0.00	0.00	0.00	0.00	0.00	1.20	0.00	1.20
4	R. O., Jammu	0.00	0.00	0.00	0.00	0.00	0.00	0.00	0.00
5	R. O., Mumbai	0.00	0.00	0.00	0.00	0.00	0.00	0.00	0.00
6	R. O., Chennai	0.22	0.00	0.00	0.50	0.00	0.51	0.00	1.23
7	R. O., Hyderabad	0.00	0.00	0.00	1.05	0.00	0.00	0.00	1.05
8	R. O., Bhubaneswar	0.06	0.00	0.00	0.00	0.00	0.00	0.00	0.06
9	R. O., Guwahati	0.02	0.00	0.00	0.43	0.00	0.00	0.00	0.45
10	R. O., Lucknow	0.09	0.00	0.00	0.00	0.00	0.23	0.00	0.32
11	R.M.B., Chaibasa	0.00	0.00	0.00	0.52	0.00	0.00	0.00	0.52
12	M.R.M.B., Sibsaigar	0.00	0.00	0.00	1.66	0.00	0.00	0.00	1.66
13	C.C., Varanasi	0.00	0.00	0.00	0.00	0.00	0.00	0.00	0.00



SL NO.	Name of Accounting Unit	M.C.A.	C.A.	FESTIVAL ADVANCES	COMPUTER ADVANCE	OTHER ADVANCES	TA/TTA/LTC ADVANCES	DEPT. / CONTINGENT ADVANCES	CLO. BALANCE AS ON		
									3	4	5
1	2										
14	C.S.R.&T.I., Mysore	2.85	0.11	0.05	19.75	-	7.37	0.23		30.36	
15	C.S.R.&T.I., Berhampore	0.18	0.01	0.04	5.10	-	1.89	4.60		11.82	
16	C.T.R.&T.I., Ranchi	-	0.08	0.23	3.72	1.05	3.34	0.66		9.08	
17	B.T.S.S.O., Bilaspur	0.38	0.02	0.18	2.18	-	1.03	0.33		4.12	
18	N.S.S.O., Bangalore	0.74	0.13	0.28	15.47	-	0.41	0.16		17.19	
19	C.S.T.R.I., Bangalore	0.72	-	0.05	9.04	-	7.23	-		17.04	
20	C.S.R.&T.I., Pampore	0.31	0.03	0.11	-	-	2.96	1.23		4.64	
21	C.M.E.R.&T.I., Lahdolgarh	0.50	0.07	0.30	12.71	-	2.18	-		15.76	
22	CSGRC, Hosur	0.44	-	-	0.36	-	-	-		0.80	
23	S.B.R.L., Kodathi	-	-	-	-	-	-	-		-	
24	M.S.O., Guwahati	0.96	0.02	0.22	8.69	-	0.60	10.08		20.57	
25	ERI SSPCs (Hosur)	-	-	-	-	-	-	-		-	
	<b>GRAND TOTAL</b>	<b>8.89</b>	<b>0.47</b>	<b>1.46</b>	<b>91.50</b>	<b>1.05</b>	<b>43.61</b>	<b>17.29</b>		<b>164.27</b>	

*(Signature)*  
 (G.RAVICHANDRAN)  
 JOINT DIRECTOR (ADMIN.)  
 CENTRAL SILK BOARD  
 BANGALORE-560 068.

*(Signature)*  
 (G.A. MANOHARAN)  
 JOINT DIRECTOR (FINANCE)  
 CENTRAL SILK BOARD  
 BANGALORE-560 068.

**CENTRAL SILK BOARD  
BANGALORE-560 068.**

[ANNEXURE VII]

**LOANS TO OTHER AGENCIES BALANCE AS ON 31.03.2018**

[ ₹. IN LAKHS ]

SL.NO	NAME OF THE AGENCY	PURPOSE	AMOUNT
1	Director of Sericulture, Govt. of Andhra Pradesh	Working Capital Loan	20.00
2	Eri SSPCs	Working Capital Loan	2.00
	<b>TOTAL-I</b>		<b>22.00</b>
4	Interest Accrued		123.67
	<b>TOTAL-II</b>		<b>123.67</b>
	<b>GRAND TOTAL (I + II)</b>		<b>145.67</b>

*(Signature)*  
**(G.RAVICHANDRAN)**  
JOINT DIRECTOR (ADMN.)  
CENTRAL SILK BOARD  
BANGALORE-560 068.

*(Signature)*  
**(CA A MANOHARAN)**  
JOINT DIRECTOR (FINANCE)  
CENTRAL SILK BOARD  
BANGALORE-560 068.

CENTRAL SILK BOARD, BANGALORE - 560 068										
[ ANNEXURE -VIII ]										
DETAILS OF ADVANCE DEPOSITS AS ON 31.03.2018										
SL. NO.	Name of the Accounting Unit	CPWD / RITES STATE PWD ETC.,	TELEPHONE / TELEX	ELECTRICITY	RENT	OTHER MISC. DEPOSITS	ADVANCE EPF Contrbn.	ADVANCE GSLIS	ADVANCES WORKING CAPITAL	CLO. BALANCE AS ON 31 - 03 - 2018
1	Board's Secretariat	382.88	3.68	5.03	-	41.13	-	0.65	-	433.37
2	R. O., New Delhi	-	0.11	0.66	4.20	0.20	-	-	-	5.17
3	R. O. Kolkota	23.28	0.56	0.72	0.01	0.18	-	0.01	-	24.76
4	R. O., Jammu	-	0.01	-	-	-	-	-	-	0.01
5	R. O., Mumbai	2.50	-	0.16	-	4.99	-	-	-	7.65
6	R. O., Chennai	-	-	-	3.60	0.02	-	-	-	3.62
7	R. O., Hyderabad	-	0.03	-	-	0.05	-	-	-	0.08
8	R. O., Bhubaneswar	-	0.06	0.05	-	-	-	-	-	0.11
9	R. O., Guwahati	-	-	-	-	-	-	-	-	-
10	R. O., Lucknow	-	0.01	-	-	0.06	-	-	-	0.07
11	RMB, Chalbasa	-	0.01	0.22	-	-	-	-	-	0.23
12	M.R.M.B., Sibsaagar	-	-	-	-	0.01	-	-	-	0.01
13	C.C., Varanasi	-	0.01	-	-	-	-	-	-	0.01

SL. NO.	Name of the Accounting Unit	CPWD / RITES STATE PWD ETC.,	TELEPHONE / TELEX	ELECTRICITY	RENT	OTHER MISC. DEPOSITS	ADVANCE EPF Contrbn.	ADVANCE GSLIS	ADVANCES WORKING CAPITAL	CLO. BALANCE AS ON	
										3	4
14	C.S.R.& T.I., Mysore	40.39	2.09	18.10	0.20	61.77	-	0.02	-	-	122.57
15	C.S.R.& T.I., Berhampore	282.13	0.72	13.13	-	8.50	-	-	-	-	304.48
16	C.T.R.& T.I., Ranchi	121.86	0.99	9.84	0.06	5.14	-	0.10	-	-	137.99
17	B.T.S.O., Bilaspur	429.53	0.35	1.46	0.03	8.74	-	-	-	-	440.11
18	N.S.S.O., Bangalore	1,309.35	1.39	47.32	0.31	3.34	-	0.01	0.45	-	1,362.17
19	C.S.T.R.I., Bangalore	66.25	0.45	5.36	-	2,099.55	-	-	-	-	2,171.61
20	C.S.R.& T.I., Pampore/S	206.85	0.65	5.30	-	7.88	-	-	-	-	220.68
21	C.M.E.R.& T.I., Lahdoiga	62.96	0.12	1.52	-	20.10	-	-	-	-	84.70
22	CSGRC, Hosur	88.96	0.07	2.99	-	13.22	-	-	-	-	105.24
23	S.B.R.L., Kodathi	54.68	0.01	-	-	6.71	-	-	-	-	61.40
24	M.S.S.O., Guwahati	495.85	0.25	11.49	0.56	1.40	-	-	-	-	509.55
25	ESSO / MUGA - SSPC's	-	-	-	-	-	-	-	0.57	-	0.57
26	ERMB, HYDERABAD	-	-	-	-	-	-	-	5.00	-	5.00
	<b>Grand Total</b>	<b>3,567.47</b>	<b>11.57</b>	<b>123.35</b>	<b>8.97</b>	<b>2,282.99</b>	<b>-</b>	<b>0.79</b>	<b>6.02</b>	<b>-</b>	<b>6,001.16</b>

*M. Ravichandran*  
3.1.18.

[ G. RAVICHANDRAN ]  
JOINT DIRECTOR [ ADMN. ]  
CENTRAL SILK BOARD  
BANGALORE -560 068

*A. P. G.*  
03/01/19

[ CA. MANOHARAN A ]  
JOINT DIRECTOR (FINANCE)  
CENTRAL SILK BOARD  
BANGALORE -560 068

**CENTRAL SILK BOARD  
BANGALORE-560 068.**

**INTEREST ACCRUED AS ON 31.03.2018 OUT OF EARMARKED FUNDS**

(Annexure -IX)

[ ₹. IN LAKHS ]

SL.NO.	NAME OF THE UNIT	PARTICULARS	CURRENT YEAR 2017 - 2018
1	Central Office, Bangalore	Gold Medal	0.15
		Labour Welfare Fund	0.91
		Scholarship	0.72
		Indian Silk	2.39
		Reserch and Development Fund	17.65
		Training Fund	1.27
		Seth Baldev Shah (PGDS)	0.17
2	CSR&TI, Mysore	Training Fund	1.81
		Farm Development Fund	6.58
3	NSSO, Bangalore	Training Fund	0.60
4	CSR&TI, Berhampore	Training Fund	1.21
5	CSTRI Bangalore	Training Fund	0.48
6	CTR&TI Ranchi	Training Fund	2.25
7	CSR&TI Pampore	Training Fund	0.04
<b>TOTAL :</b>			<b>36.23</b>

*(Signature)*  
(G. RAVICHANDRAN)  
JOINT DIRECTOR (ADMN.)  
CENTRAL SILK BOARD  
BANGALORE-560 068.

*(Signature)*  
(CA A. MANOHARAN)  
JOINT DIRECTOR (FINANCE)  
CENTRAL SILK BOARD  
BANGALORE-560 068.

**CENTRAL SILK BOARD  
BANGALORE-560 068.**

**INTEREST ACCRUED AS ON 31.03.2018 OUT OF OTHER THAN EARMARKED FUNDS**

(Annexure -X)

[ ₹. IN LAKHS ]			
SL.NO.	NAME OF THE UNIT	PARTICULARS	CURRENT YEAR 2017 - 2018
1	Central Office, Bangalore	P3D	0.02
		Eri RMB	6.16
2	NSSO, Bangalore	Working Capital Fund	217.74
3	Muga SSPC Guwahati	Working Capital Fund	0.01
<b>TOTAL :</b>			<b>223.93</b>

*(Signature)*  
3.1.19.  
(G. RAVICHANDRAN)  
JOINT DIRECTOR (ADMN.)  
CENTRAL SILK BOARD  
BANGALORE-560 068.

*(Signature)*  
03/01/18  
(GA A. MANOHARAN)  
JOINT DIRECTOR (FINANCE)  
CENTRAL SILK BOARD  
BANGALORE-560 068.

**CENTRAL SILK BOARD  
BANGALORE-560 068.**

**INVESTMENTS MADE OUT OF EARMARKED FUNDS AS ON 31.3.2018**

(ANNEXURE -XI)

[ ₹. IN LAKHS ]

SL.NO.	NAME OF THE UNIT	PARTICULARS	CURRENT YEAR 2017 - 2018
	<b>EARMARKED FUNDS</b>		
1]	Central Office, Bangalore	Gold Medal	2.60
		Labour Welfare Fund	5.70
		Scholarship Fund	10.00
		Indian silk	30.52
		Research & Development Fund	325.30
		Training Fund	16.69
		Seth Baldev Shah (PGDS)	2.47
		VSMPC	68.14
2]	CSR & TI, Mysore	Training Fund	65.35
		Farm Development Fund	505.34
3]	NSSO Bangalore	Training Fund	12.46
4]	CSR & TI, Berhampore	Training Fund	20.34
5]	CSTRI, Bangalore	Training Fund	21.55
6]	CTR&TI Ranchi	Training Fund	29.13
7]	CSR&TI Pampore	Training Fund	13.82
	<b>TOTAL - EARMARKED FUNDS</b>		<b>1,129.41</b>

  
 (G.RAVICHANDRAN)  
 JOINT DIRECTOR (ADMN.)  
 CENTRAL SILK BOARD  
 BANGALORE-560 068.

  
 (CA A MANOHARAN)  
 JOINT DIRECTOR (FINANCE)  
 CENTRAL SILK BOARD  
 BANGALORE-560 068.

CENTRAL SILK BOARD  
BANGALORE-560 068.

INVESTMENTS AS ON 31.3.2018 OF OTHER THAN EARMARKED FUNDS

(ANNEXURE-XII)

[ ₹. IN LAKHS ]

SL. NO.	NAME OF THE UNIT	PARTICULARS	CURRENT YEAR 2017 - 2018
1]	Central Office, Bangalore	P3D	0.26
		Eri RMB	144.41
2)	NSSO, Bangalore	Working Capital Fund	4,510.02
4)	Muga SSPC Guwahati	Working Capital Fund	4.00
		<b>TOTAL - OTHERS</b>	<b>4,658.69</b>

*G. Ravichandran*  
31.1.19.  
(G.RAVICHANDRAN)  
JOINT DIRECTOR (ADMN.)  
CENTRAL SILK BOARD  
BANGALORE-560 068.

*A. Manoharan*  
02/01/19  
(CA.A.MANOHRAN)  
JOINT DIRECTOR (FINANCE)  
CENTRAL SILK BOARD  
BANGALORE-560 068.



CENTRAL SILK BOARD, BANGALORE - 560 068

GRANTS IN AID RELEASED BY THE MINISTRY DURING THE YEAR 2017 - 18

[ ₹. IN LAKHS ]

Date of release of GIA	Plan - Salary	Plan	Grand Total
Carried forward from 2016-17	-	-	-
No.25014/2/2017-Silk(S) (1) dated 18.04.2017	9300.00		9300.00
No25014/2/2017-Silk(G)(1) dated 18.04.2017		1500.00	1500.00
No25014/2/2017-Silk(C)(1) dated 18.04.2017		1375.00	1375.00
No25014/2/2017-Silk(CSC)(1) dated 18.04.2017		287.00	287.00
No25012/2/2017-Silk(GSC)(1) dated 18.04.2017		287.00	287.00
No25014/2/2017-Silk(GT)(1) dated 18.04.2017		375.00	375.00
No25014/2/2017-Silk(CT)(1) dated 18.04.2017		375.00	375.00
No25014/2/2017-Silk(GNE)(1) dated 2.5.2017		150.00	150.00
No25014/2/2017-Silk(SNE)(1) dated 2.5.2017	225.00		225.00
No25014/2/2017-Silk(CNE)(1) dated 2.5.2017		250.00	250.00
No.25014/2/2017-Silk(S) (2) dated 22.06.2017	10700.00		10700.00
No25014/2/2017-Silk(SNE)(2) dated 22.08.2017	225.00		225.00
No25014/2/2017-Silk(GNE)(2) dated 22.08.2017		150.00	150.00
No25014/2/2017-Silk(CNE)(2) dated 22.08.2017		250.00	250.00
No25014/2/2017-Silk(CSC)(2) dated 17.08.2017		287.00	287.00
No25014/2/2017-Silk(CT)(2) dated 17.08.2017		375.00	375.00
No25014/2/2017-Silk(G)(2) dated 17.08.2017		1500.00	1500.00
No.25014/2/2017-Silk(S) (3) dated 21.09.2017	8825.00		8825.00
No25014/2/2017-Silk(G)(3) dated 04.10.2017		1500.00	1500.00
No25014/2/2017-Silk(C)(2) dated 04.10.2017		1375.00	1375.00
No25014/2/2017-Silk(CT)(3) dated 04.10.2017		375.00	375.00
No25014/2/2017-Silk(SNE)(3) dated 02.11.2017	225.00		225.00
No25014/2/2017-Silk(GNE)(3) dated 02.11.2017		150.00	150.00
No.25014/2/2017-Silk(S) (4) dated 22.12.2017	8375.00		8375.00
No25014/2/2017-Silk(GT)(2) dated 22.12.2017		750.00	750.00
No25014/2/2017-Silk(CSC)(3) dated 22.12.2017		576.00	576.00
No25012/2/2017-Silk(GSC)(2) dated 22.12.2017		574.00	574.00
No25014/2/2017-Silk(G)(4) dated 22.12.2017		1500.00	1500.00
No25014/2/2017-Silk(CT)(4) dated 22.12.2017		375.00	375.00
No25014/2/2017-Silk(SNE)(4) dated 29.12.2017	225.00		225.00
No25014/2/2017-Silk(GNE)(4) dated 29.12.2017		150.00	150.00
No25014/2/2017-Silk(CNE)(3) dated 29.12.2017		250.00	250.00
No25014/2/2017-Silk(GSAP) dated 12.03.2018		50.00	50.00
No25014/2/2017-Silk(C)(3) dated 20.03.2018		450.00	450.00
No25012/2/2017-Silk(GSC)(3) dated 26.03.2018		289.00	289.00
No25014/2/2017-Silk(GT)(3) dated 26.03.2018		375.00	375.00
No25014/2/2017-Silk(CNE)(4) dated 28.03.2018		250.00	250.00
<b>TOTAL</b>	<b>38100.00</b>	<b>16150.00</b>	<b>54250.00</b>

*(G. Ravichandran)*  
 (G.RAVICHANDRAN)  
 JOINT DIRECTOR (ADMN.)  
 CENTRAL SILK BOARD  
 BANGALORE-560 068

*(CA A Manoharan)*  
 (CA A MANOHARAN)  
 JOINT DIRECTOR (FINANCE)  
 CENTRAL SILK BOARD  
 BANGALORE-560 068

## CENTRAL SILK BOARD, BANGALORE - 560 068

## SALES AND INTEREST EARNED OUT OF THE REVOLVING FUNDS FOR THE YEAR 2017-18

[ANNEXURE - XIV]

[ ₹. IN LAKHS ]			
SL. NO.	NAME OF THE UNIT	SALES	INTEREST EARNED
1	Muga SSPC Kaliabari	14.28	0.23
2	ERI SSPCS Guwahati	46.28	0.01
3	Eri RMB,Hyderabad	0.00	3.26
4	MYSORE, VIJYATHA	2.39	-
5	NSSO, W C fund BANGALORE	2832.24	260.03
6	CTR&TI Ranchi	2.74	0.00
7	BTSSO Bilaspur	68.69	
8	MSSO Guwahati	20.90	
9	NSSO Bangalore	4.20	
10	CMER&TI Lahdoigarh	0.68	
	<b>TOTAL</b>	<b>2,992.40</b>	<b>263.53</b>

*(Signature)*  
 (G.RAVICHANDRAN)  
 JOINT DIRECTOR (ADMN)  
 CENTRAL SILK BOARD  
 BANGALORE-560 068.


*(Signature)*  
 (CA A. MANOHARAN)  
 JOINT DIRECTOR (FINANCE)  
 CENTRAL SILK BOARD  
 BANGALORE

## CENTRAL SILK BOARD, BANGALORE - 560 068

## RENT RECEIVABLE AS ON 31.3.2018

[ANNEXURE - XV]

SL. NO.	NAME OF THE UNIT	CURRENT YEAR 2017 - 2018
	a Board Secretariat	0.56
	b CTR&TI Ranchi	8.63
	c RO MUMBAI	8.55
	d NSSO Bangalore	3.58
	<b>TOTAL</b>	<b>21.32</b>

  
 (G. RAVICHANDRAN)  
 JOINT DIRECTOR (ADMN.)  
 CENTRAL SILK BOARD  
 BANGALORE-560 068.

  
 (CA A. MANOHARAN)  
 JOINT DIRECTOR (FINANCE)  
 CENTRAL SILK BOARD  
 BANGALORE-560 068.

**CENTRAL SILK BOARD  
BANGALORE-560 068.**

(Annexure - XVI)

**FUNDS RECEIVED FROM OTHER SOURCES  
RECEIPTS AND PAYMENTS FOR 2017-2018**

[₹.IN LAKHS ]

SL.NO.	NAME OF THE FUND	RECEIPTS	PAYMENTS	CLO. BAL
	<b>BOARD SECRETARIAT</b>			
1	SSGYS Projects	0.40	0.00	11.10
2	Seed Development Fund	4.05	0.00	25.60
3	GSLIS Claims	100.95	100.51	2.66
4	Defined Pension Contribution	318.81	328.52	-24.90
5	I S D S	0.00	0.00	101.01
6	Mahila Kishan Sashatikaran Pariyojana	10.04	453.17	94.44
7	NERTPS	200.00	144.58	159.66
8	Pensioners ID card	0.23	0.09	0.28
9	BIRAC Hyderabad	12.29	12.29	
10	Gold Medal for PGDC in Seri	1.43	1.43	0.03
	<b>TOTAL - I</b>	<b>648.20</b>	<b>1,040.59</b>	<b>369.98</b>
	<b>CSR&amp;TI, MYSORE</b>			
11	D.B.T.	68.14	47.02	31.87
	<b>TOTAL - II</b>	<b>68.14</b>	<b>47.02</b>	<b>31.87</b>
	<b>CTR &amp; TI, RANCHI</b>			
12	DBT (HQ)	95.02	12.09	99.82
	<b>TOTAL - III</b>	<b>95.02</b>	<b>12.09</b>	<b>99.82</b>
	<b>CSR&amp;TI - PAMPORE</b>			
13	DBT	2.23	6.61	3.60
	<b>TOTAL - IV</b>	<b>2.23</b>	<b>6.61</b>	<b>3.60</b>
	<b>SERIBIO TECH LAB, BANGALORE</b>			
16	DBT Fund	0.99	16.17	10.50
	<b>TOTAL - V</b>	<b>0.99</b>	<b>16.17</b>	<b>10.50</b>
	<b>CMER&amp;TI, LADOIGARH</b>			
17	DBT Fund	61.63	17.38	63.78
18	DST Fund	20.74	20.18	24.74
	<b>TOTAL - VI</b>	<b>82.37</b>	<b>37.56</b>	<b>88.52</b>
	<b>CSTRI Bangalore</b>			
19	MSME Funds	0.00	19.35	0.00
	<b>TOTAL -VII</b>	<b>0.00</b>	<b>19.35</b>	<b>0.00</b>
	<b>GRAND TOTAL</b>	<b>896.95</b>	<b>1179.39</b>	<b>605.04</b>

*(Signature)*  
(G.RAVICHANDRAN)  
JOINT DIRECTOR (ADMN.)  
CENTRAL SILK BOARD  
BANGALORE-560 068.

*(Signature)*  
(CA A MANOHARAN)  
JOINT DIRECTOR (FINANCE)  
CENTRAL SILK BOARD  
BANGALORE-560 068.

CENTRAL SILK BOARD  
BANGALORE-560 068.

(Annexure - XVII)

FUNDS RECEIVED FROM EARMARKED FUNDS  
RECEIPTS AND PAYMENTS FOR 2017-18

₹ in lakhs

SL.NO.	NAME OF THE FUND	RECEIPTS	PAYMENTS	CLO. BAL
	<b>BOARD SECRETARIAT</b>			
1	Inspection Fund	4.40	4.34	0.05
2	Labour Welfare Fund	0.00	1.01	-1.50
3	Indian Silk	1.76	7.73	30.65
4	R & D Fund	19.38	133.10	7.08
5	Training Fund	0.00	0.08	9.10
6	VSMPC	137.35	137.35	0.16
7	Scholarship for Students	0.00	0.28	0.00
	<b>TOTAL - I</b>	<b>162.89</b>	<b>283.89</b>	<b>45.54</b>
	<b>CSR&amp;TI, MYSORE</b>			
8	ICTRETS - Training	66.50	62.52	8.23
9	Farm Development Fund	496.97	496.97	-0.01
	<b>TOTAL - II</b>	<b>563.47</b>	<b>559.49</b>	<b>8.22</b>
	<b>CTR &amp; TI, RANCHI</b>			
10	Training Fund	2.78	0.13	5.37
	<b>TOTAL - III</b>	<b>2.78</b>	<b>0.13</b>	<b>5.37</b>
	<b>CSR&amp;TI - BERHAMPORE</b>			
11	Training Fund	1.43	0.00	3.59
	<b>TOTAL - IV</b>	<b>1.43</b>	<b>0.00</b>	<b>3.59</b>
	<b>CSR&amp;TI - PAMPORE</b>			
12	Training Fund	1.39	1.39	0.00
	<b>TOTAL - V</b>	<b>1.39</b>	<b>1.39</b>	<b>0.00</b>
	<b>CSTRI - BANGALORE</b>			
13	Training Fund	2.55	3.69	0.01
	<b>TOTAL - VI</b>	<b>2.55</b>	<b>3.69</b>	<b>0.01</b>
	<b>NSSO Bangalore</b>			
14	R & D fund	0.38	0.00	0.39
	<b>TOTAL - VII</b>	<b>0.38</b>	<b>0.00</b>	<b>0.39</b>
	<b>GRAND TOTAL</b>	<b>734.89</b>	<b>848.59</b>	<b>63.11</b>

(G.RAVICHANDRAN)

JOINT DIRECTOR (ADMN.)  
CENTRAL SILK BOARD  
BANGALORE-560 068.

(CA A MANOHARAN)

JOINT DIRECTOR (FINANCE)  
CENTRAL SILK BOARD  
BANGALORE-560 068.

CENTRAL SILK BOARD, BANGALORE - 560 068				ANNEXURE - XVIII			
CONSOLIDATED HEAD-WISE EXPENDITURE STATEMENT FOR THE YEAR S 2016 - 17 & 2017 - 2018							
[ ₹ in Lakhs ]							
Sl. No.	HEADS OF ACCOUNTS	CURRENT YEAR - 2017 - 2018			PREVIOUS YEAR - 2016 - 2017		
		PLAN - SALARY	P L A N	GRAND TOTAL	Non Plan	P L A N	GRAND TOTAL
1	SALARY AND ALLOWANCES	23,199.79	-	23,199.79	21,719.66	-	21,719.66
2	Wages & EPF	3,421.58	1,142.79	4,564.37	3,782.47	1,034.62	4,817.09
3	TRAVELLING EXPENSES	-	835.48	835.48	-	691.58	691.58
4	CONTINGENT EXPENSES						
	1. Professional Service Charges	-	471.94	471.94	-	354.43	354.43
	2. Rent, Rate & Taxes	-	188.85	188.85	-	187.29	187.29
	3. Publicity & Advertisement	-	77.72	77.72	-	67.76	67.76
	4. Repairs & Maint. of Buildings & Vehicles.	-	727.65	727.65	-	638.94	638.94
	5. Stores/Printing & Stationery	-	796.97	796.97	-	786.88	786.88
	6. Electricity and Water Charges	-	366.02	366.02	-	354.44	354.44
	7. Telephone / Telex / Postage	-	93.29	93.29	-	109.57	109.57
	8. Other Office Expenses	-	399.02	399.02	-	359.91	359.91
	9. Demonstrator and Extension Activities	-	577.19	577.19	-	407.14	407.14
	<b>TOTAL CONTINGENT EXPENSES (IV)</b>	-	<b>3,698.65</b>	<b>3,698.65</b>	-	<b>3,266.36</b>	<b>3,266.36</b>
5	OTHERS						
	1. PENSION & GRATUITY	11,477.21	-	11,477.21	8,743.93	-	8,743.93
	2. QUALITY CERTIFICATION SYSTEMS	-	175.00	175.00	-	203.60	203.60
	3. Spl. Comp. Plan for Schedule Caste -SP SC	-	5,300.00	5,300.00	-	3,123.30	3,123.30
	4. RELEASES UNDER C S S TO STATES	-	2,824.22	2,824.22	-	4,088.57	4,088.57
	<b>TOTAL - OTHERS ( V )</b>	<b>11,477.21</b>	<b>8,299.22</b>	<b>19,776.43</b>	<b>8,743.93</b>	<b>7,415.47</b>	<b>16,159.40</b>
6	ASSETS						
	1. Land	-	-	-	-	-	-
	2. Building & Other Orig. Works	-	42.56	42.56	-	2.61	2.61
	3. Tools/Plant/Machinery	-	255.37	255.37	-	231.28	231.28
	4 (i). Furniture & Other Office Equipments	-	102.32	102.32	-	85.52	85.52
	4 (ii). Electronic Data Processors including Computers, Printers etc.,:	-	70.84	70.84	-	31.81	31.81
	5. Vehicles	-	27.88	27.88	-	36.08	36.08
	6. Library Books & Scientific Journals	-	6.84	6.84	-	5.20	5.20
	7. Fan & Fixtures	-	1.60	1.60	-	1.01	1.01
	<b>TOTAL ASSETS ( V )</b>	-	<b>507.41</b>	<b>507.41</b>	<b>0.00</b>	<b>393.51</b>	<b>393.51</b>
7	RECOVERABLE ADVANCES - EMPLOYEES	-	66.26	66.26	2.04	150.79	152.83
8	ADVANCE DEPOSITS :						
	(a) CPWD / State PWD etc.,	-	1,507.89	1,507.89	-	2,340.63	2,340.63
	(b) Telephone/Telex/Fax	-	0.12	0.12	-	0.25	0.25
	(c) Electricity	-	22.77	22.77	-	3.16	3.16
	(d) Rental Deposits	-	4.76	4.76	-	-	-
	(e) Other Miscellaneous Deposits	-	20.72	20.72	-	41.82	41.82
	(f) Advance to Suppliers / Others	-	37.67	37.67	-	27.27	27.27
	(g) Minimum Deposits with Nationalised Banks.	-	1.23	1.23	-	0.55	0.55
	(h) Library Deposits	-	5.00	5.00	-	35.20	35.20
	(i) Advance Payment - EPF	-	-	-	0.33	0.05	0.38
	(j) Advance Payment - GSLIS	1.42	0.03	1.45	1.57	0.04	1.61
	(k) Advance Deposits - CDP	-	-	-	-	-	-
	<b>Total Advance Deposits :</b>	<b>1.42</b>	<b>1,600.19</b>	<b>1,601.61</b>	<b>1.90</b>	<b>2,448.97</b>	<b>2450.87</b>
	<b>GRAND TOTAL - ( I TO VIII )</b>	<b>38,100.00</b>	<b>16,150.00</b>	<b>54,250.00</b>	<b>34,250.00</b>	<b>15,401.30</b>	<b>49,651.30</b>

*G. Ravichandran*  
 [ G. RAVICHANDRAN ]  
 JOINT DIRECTOR (ADMN.)  
 CENTRAL SILK BOARD  
 BANGALORE - 560 068

*A. Manoharan*  
 (CA A MANOHARAN)  
 JOINT DIRECTOR (FINANCE)  
 CENTRAL SILK BOARD  
 BANGALORE-560 068


CENTRAL SILK BOARD  
BANGALORE-560 068.


[ANNEXIURE- XIX]

BALANCES OF REVOLVING FUNDS AS ON 31.03.2018

PART II  
[ ₹. IN LAKHS ]

SL.NO.	PARTICULARS	OPENING BALANCE	CREDITS	TOTAL	DEBITS	CLOSING BALANCE
1	Eri- RMB-Advances Recd	3.44	-	3.44	-	3.44
2	Eri- SSPCs- Advance Recd.	2.26	6.07	8.33	-	8.33
3	Eri RMB -Revolving Fund	106.00	-	106.00	-	106.00
4	Eri SSPCs	2.50	-	2.50	-	2.50
5	NSSO Revolving Fund	246.00	-	246.00	-	246.00
6	Muga SSPCs	8.00	-	8.00	-	8.00
7	Revoling Funds Bilaspur	25.00	-	25.00	-	25.00
8	Vijatha Mysore	10.20	2.40	12.60	3.50	9.10
9	Oak Tasar Cocoon Bank/ARD	25.80	-	25.80	-	25.80
	<b>TOTAL</b>	<b>429.20</b>	<b>8.47</b>	<b>437.67</b>	<b>3.50</b>	<b>434.17</b>

  
(G.RAVICHANDRAN)  
JOINT DIRECTOR(ADMN.)  
CENTRAL SILK BOARD  
BANGALORE-560 068.

  
(CA A. MANOHARAN)  
JOINT DIRECTOR(FINANCE)  
CENTRAL SILK BOARD  
BANGALORE-560 068

**CENTRAL SILK BOARD  
BANGALORE 560 068**

(Annexure XX -A)

[ ₹. IN LAKHS ]

**STATEMENT SHOWING THE CAPITAL FUND AS ON 31.03.2018**

	<b>Capital Fund</b>
	<b>(Defrd Income)</b>
<b>Opening Balance of Net block of Fixed Assets as on 01.04.2017</b>	<b>27,322.13</b>
<b>Addition to Fixed Assets during 2017-18</b>	<b>4,114.68</b>
<b>Assets disposed off/adjusted during 2017-18</b>	<b>(422.10)</b>
<b>Accumulated Depreciation on Assets diesposed off/adjusted</b>	<b>326.31</b>
<b>Adjusted Netblock of Fixed Assets</b>	<b>31,341.02</b>
<b>CWIP as on 31.03.2018</b>	<b>2,550.91</b>
<b>Advance Deposit made for creation of assets to CPWD</b>	<b>3,567.47</b>
	<b>37,459.40</b>
<b>Current year Depreciation</b>	<b>(1,115.90)</b>
<b>Capital Fund as on 31.03.2018 - shown in Sch I</b>	<b>36,343.50</b>


(Annexure XX -B)

**Statement showing the details of Contribution made to Capital Fund for the year 2017-18**

[ ₹. IN LAKHS ]

	<b>2017-18</b>	<b>2016-17</b>	<b>Increase/Decrease</b>
<b>Fixed Assets (Schdeule 8)</b>	<b>30,225.12</b>	<b>27,322.13</b>	<b>2,902.99</b>
<b>CWIP (Schdeule 8)</b>	<b>2,550.91</b>	<b>775.23</b>	<b>1,775.68</b>
<b>CPWD Deposits (Schdeule 11)</b>	<b>3,567.47</b>	<b>8,039.08</b>	<b>(4,471.61)</b>
<b>Total</b>	<b>36,343.50</b>	<b>36,136.44</b>	<b>207.06</b>

  
 (G.RAVICHANDRAN )  
 JOINT DIRECTOR (ADMN.)  
 CENTRAL SILK BOARD  
 BANGALORE-560 068.

  
 (CA. A.MANOCHARAN )  
 JOINT DIRECTOR (FINANCE)  
 CENTRAL SILK BOARD  
 BANGALORE-560 068.



RAW MATERIAL BANK (TASAR DEPOT) CENTRAL SILK BOARD CHAIBASA - 833 201 RECEIPT & PAYMENT ACCOUNT AS ON 31.3.2018									
"WORKING CAPITAL FUND"									
₹. IN LAKHS									
Sl. No.	RECEIPTS	2016-17 AMOUNT	2017-18 AMOUNT	SI No	PAYMENT	2016-17 AMOUNT	2017-18 AMOUNT		
1	Opening Balance:								
	SBI Chaibasa	2.65	4.49	1	Purchases: Cocoons	149.07	27.10		
	CBI Chaibasa	34.96	48.54	2	Silk Yarn	13.84	0.74		
	BOI Chaibasa	4.71	0.40	3	Gunny Bag	0.37	0.48		
	CBI Raigarh	21.70	10.45	4	Contingent Expenditure	8.92	11.20		
	CBI Bhagalpur	14.38	15.40	5	Transportation Charges	2.43	2.79		
	CBI Bhandara	1.99	0.05	6	Payment to S.Creditors	144.73	147.96		
	CBI Warrangal	2.47	0.47	7	Advance recd from party		55.30		
2	Sales:Cocoons	214.11	203.02	8	Closing Balance:				
	Silk Waste	0.15	0.20		Bank of India, Chaibasa	0.40	5.14		
	Silk yarn	1.55	7.11		S.B.I Chaibasa	4.49	150.71		
	Gunny Bags	0.39	0.33		C.B.I Chaibasa	48.54	37.05		
3	Interest on FDR	20.38	2.66		C.B.I Raigarh	10.45	18.38		
4	Misc. Receipt	0.52	0.05		C.B.I Bhagalpur	15.40	3.27		
5	Cash recd. from Debtors		15.85	9	SBI, Warrangal	0.47	0.47		
6	Interest on LEF FDRs	0.15			CBI, Bhandara	0.05	0.05		
7	Interest on LEF FDRs	33.45	151.62	10	Surrender of Working Capital	25.00			
8	Advance received from party	70.63		11	Investement of Trading.Fund with FDR				
9	Investement of Trading.Fund with FDRs			12	Departmental Advance				
10	EMD				EMD refunded	0.03			
	<b>TOTAL :</b>	<b>424.19</b>	<b>460.64</b>		<b>TOTAL :</b>	<b>424.19</b>	<b>460.64</b>		

RAW MATERIAL BANK  
(TASAR DEPOT)  
CENTRAL SILK BOARD  
CHAIBASA - 833 201

TRADING ACCOUNT AS ON 31.3.2018  
"WORKING CAPITAL A/C"

[ ₹.IN LAKHS ]

Sl. NO.	PARTICULARS	2016-17 AMOUNT	2017-18 AMOUNT	NO.	PARTICULARS	2016-17 AMOUNT	2017-18 AMOUNT
	TO:				BY:		
1	OPENING BALANCE:			1	Cocoon Sale A/c.	229.92	225.32
a	Tasar/Oak Tasar	24.60	99.85	2	Tasar/Silk/Cooning Waste	0.15	0.20
b	Tasar/Mulberry Yarn		14.11	3	Yarn Sale A/c.	1.55	7.11
2	Tasar/Silk/Cocoon Waste A/c.	0.19	0.05	4	Gunny Bag Sale A/c.	0.43	0.41
3	Gunny Bags		0.22	5	CLOSING BALANCE:		
4	Cocoon Purchase A/c.	287.76	180.78	I.	Tasar Cocoons:		
5	Silk/Coc/Waste Purchase A/c.	0.23	0.19	a	Main Depot, Chaibasa	64.86	51.49
5	Penduncle		0.01	b	TSD, Bhagalpur	14.80	5.01
5	Yarn Purchase A/c.	15.55	3.76	c	TSD, Raigarh	20.19	17.36
6	Penduncle Purchase A/c.	0.37	0.48	d	TSD, Bhandara		0.88
7	Gunny Bags	2.43	2.79	II	Tasar Mulberry Yarn:		
8	Transportation Charges(Inward)	15.16	17.06	a	Main Depot, Chaibasa	14.11	11.23
	Trading surplus transferred			III	PEDUNCLE:		
	to Profit & Loss Account			III	Main Depot, Chaibasa		0.01
				III	GUNNY BAGS :		
				a	Main Depot, Chaibasa	0.10	0.15
				b	TSD, Bhagalpur	0.12	0.03
				c	TSD, Raigarh		0.04
				d	TSD, Bhandara		
				IV.	Tasar/Silk/Cooning Waste:		
				a	Main Depot, Chaibasa		0.02
				b	TSD, Bhagalpur	0.06	0.04
					TSD, Raigarh		0.01
	<i>Total</i>	346.29	319.31		<i>Total</i>	346.29	319.31

**RAW MATERIAL BANK (TASAR - DEPOT)**  
**CENTRAL SILK BOARD**  
**CHAIBASA - 833 201**

[ ₹ IN LAKHS ]

**PROFIT & LOSS ACCOUNT AS ON 31.3.2018 "WORKING CAPITAL ACCOUNT"**

Sl. NO.	PARTICULARS	2016-17 AMOUNT	2017-18 AMOUNT	NO.	PARTICULARS	2016-17 AMOUNT	2017-18 AMOUNT
1	Contingent Expenses	8.93	11.20	1	By Gross Profit transferred from Trading A/c	15.16	17.06
2	Net surplus transferred to P & L Appropriation Account	18.16	18.87	2	Interest received on FDRs	8.15	12.81
				3	Interest received on FDRs (LEF)	0.06	0.05
				4	Other Misc. Receipt(service charges/ rebate of Market fee)		
				5	Accrued Interest on TDRs	3.70	
				6	Accrued Interest on TDRs -LEF	0.02	0.15
	<b>T O T A L</b>	<b>27.09</b>	<b>30.07</b>			<b>27.09</b>	<b>30.07</b>

**PROFIT & LOSS APPROPRIATION ACCOUNT AS ON 31.3.2018 "WORKING CAPITAL ACCOUNT"**

Sl. NO.	PARTICULARS	2016-17 AMOUNT	2017-18 AMOUNT	NO.	PARTICULARS	2016-17 AMOUNT	2017-18 AMOUNT
1	Accrued interest on FDR(LEF) transferred to LEF FUND	0.08	0.15	1	By Balance	294.21	312.31
2	To Net surplus transferred to Balance Sheet	312.30	331.03	2	To Net surplus transferred from P& L A/	18.17	18.87
	<b>T O T A L</b>	<b>312.38</b>	<b>331.18</b>		<b>T O T A L</b>	<b>312.38</b>	<b>331.18</b>

**RAW MATERIAL BANK  
(TASAR DEPOT)  
CENTRAL SILK BOARD  
CHAIBASA - 833 201**

[ ₹.IN LAKHS]

**BALANCE SHEET AS ON 31ST MARCH 2018 "WORKING CAPITAL"**

Sl. No.	CAPITAL & LIABILITIES	2016-17 AMOUNT	2017-18 AMOUNT	SI No	ASSETS	2016-17 AMOUNT	2017-18 AMOUNT
1	<b>WORKING CAPITAL:</b>				<b>CURRENT ASSETS:</b>		
a	Fund from S.T.S.	24.49	24.49	I	Closing Stock	114.24	86.27
b	Fund from I.S.T.P.	15.00	15.00	a	<b>CASH AT BANK:</b>		
c	Fund from ISTP(RMB,Malda)	15.00	15.00	b	C/A with SBI, Chaibasa	4.49	5.14
d	Fund for TSD,Warangal	10.00	10.00	1	C/A with CBI, Chaibasa	48.53	150.71
e	Funds for TSD,Bhandara	312.30	331.03	2	C/A with Bank of India,Chaibasa	0.40	37.05
2	<b>RESERVE &amp; SURPLUS</b>			3	C/A with CBI, Bhagalpur	10.45	3.27
a	Net profit transferred from P & L	3.16	3.31	4	C/A with CBI, Raigarh	15.40	18.38
	Appropriation A/C			5	C/A with CBI, Bhandara	0.05	0.05
3	<b>LOSS EQUILISATION FUND:</b>			6	C/A with CBI, Warangal	0.47	0.47
3.a	E M D			7	<b>DEPOSIT &amp; INVESTMENT:</b>		
4	<b>SUNDRY CREDITORS</b>			II	Term Deposit Receipt	183.18	183.25
5	Advance Received from party	33.46	107.39	1	Term Deposit Receipt(LEF)	1.88	1.88
6	<b>LOAN FROM GOI ON BEHALF OF UP Govt.</b>			2	Accrued Int. on TDRs	3.70	13.77
	a) Outstanding Loan provided by	5.00	5.00	3	Accrued Int. on TDRs(LEF)	0.02	0.16
	Central Office from GIA			4	<b>LOAN &amp; ADVANCES:</b>		
	b) Intrest of loan payable to GOI on	51.05	51.05	III	Loan to U.P. Government	15.00	15.00
	receipt from U.P. government.			1	Dept/Cont. Adv. to NDU	15.85	4.85
				2	<b>INT. OF LOAN TO U.P. GOVT :</b>		
				3	Int. receivable from UP Govt.	4.85	4.85
				4	on loan paid by R.M.B.		
				5	Int. due from U.P. Govt.	50.95	50.95
	<b>T O T A L :</b>	469.46	571.20		<b>T O T A L :</b>	469.46	571.20

# ANNEXURE- XXII

MUGA RAW MATERIAL BANK  
CENTRAL SILK BOARD  
MINISTRY OF TEXTILES - GOVERNMENT OF INDIA  
SIBSAGAR (ASSAM)

RECEIPTS & PAYMENT ACCOUNT FOR THE YEAR 2017-2018

[₹ in Lakhs]

SL. NO.	PARTICULARS	RECEIPTS		PAYMENT	
		2016-17	2017-18	2016-17	2017-18
1	OPENING BALANCE :				
	Cash at Bank	5.36	6.17		
2	Advance A/C [Contg.]	0.18	0.50	0.18	0.50
3	Advance A/C [NDU.]	1.00	0.26	1.00	0.26
4	F.D.R.A/c	50.87	23.34	42.05	33.14
5	F.D.R. LEF A/c	0.40	0.80	0.59	0.97
6	Interest Receipt (FDR)	16.95	9.81		
7	Interest Receipt - FDR (LEF)	0.19	0.17		
8	Purchase of Muga cocoons			2.77	2.31
9	Purchase of Muga cut cocoons			5.40	6.23
10	Purchase of Eri pierced cocoons			5.95	7.36
11	Sale of Muga Cocoons	2.92	2.43		
12	Sale of Muga Cut Cocoons	5.55	6.68		
13	Sale of Eri Cocoons	6.08	7.48		
14	Sale of Eri Yarn	0.06			
15	Transportation charges			0.06	0.01
16	Other Dev. Programmed			0.38	0.25
17	Working Capital			25.00	
18	Printing & Stationary			0.01	0.01
19	CLOSING BALANCE :				
	Cash at Bank			6.17	6.60
	<b>Total</b>	<b>89.56</b>	<b>57.64</b>	<b>89.56</b>	<b>57.64</b>

**MUGA RAW MATERIAL BANK  
CENTRAL SILK BOARD  
SIBSAGAR (ASSAM)  
TRADING ACCOUNT FOR THE YEAR 2017-2018**

[₹ in Lakhs]

SL. NO.	PARTICULARS	2016-17 AMOUNT	2017-18 AMOUNT	SL. NO.	PARTICULARS	2016-17 AMOUNT	2017-18 AMOUNT
1	OPENING BALANCE			1	SALES :		
2	To Purchase of Muga Cut/Pierced Cocoons	2.77	8.54	a)	i. Muga Cocoons (HQ.)	2.92	2.43
3	To Purchase of Muga & Eri Cocoons	11.35	7.36	ii.	Eri pierced Cocoons	6.07	7.48
4	Printing & Stationary	0.01		ii.	Muga Cut Cocoons	5.56	6.68
5	Transportation Charges	0.06	0.02		Closing Stock	0.06	
6	Other Dev. Programme	0.38	0.25				
7	Profit & Loss Account	0.04	0.42				
	<b>TOTAL</b>	<b>14.61</b>	<b>16.59</b>		<b>TOTAL</b>	<b>14.61</b>	<b>16.59</b>

**MUGA RAW MATERIAL BANK  
CENTRAL SILK BOARD  
SIBSAGAR (ASSAM)**

[₹ in Lakhs]

**PROFIT & LOSS ACCOUNT FOR THE YEAR 2017-2018**

Sl. No.	PARTICULARS	2016-17 Amount	2017-18 Amount	Sl. No.	PARTICULARS	2016-17 Amount	2017-18 Amount
1	Net Surplus transferred to P & L Appropriation A/c	11.85	12.52	1	Net Profit trnsfd from Trading A/c	0.04	0.42
				2	By Interest received on FDRs.	3.96	2.11
				3	By Accrued Interest on FDRs.	7.70	9.81
				4	By Interest recd on FDR (LEF)	0.05	0.06
				5	By Accrued Interest on FDRs(LEF)	0.10	0.12
	<b>Total</b>	<b>11.85</b>	<b>12.52</b>		<b>Total</b>	<b>11.85</b>	<b>12.52</b>

**MUGA RAW MATERIAL BANK  
CENTRAL SILK BOARD  
SIBSAGAR (ASSAM)**

[₹ in Lakhs]

**PROFIT & LOSS APPROPRIATION ACCOUNT FOR THE YEAR 2017-18**

Sl. No.	PARTICULARS	2016-17 Amount	2017-18 Amount	Sl. No.	PARTICULARS	2016-17 Amount	2017-18 Amount
1	To Accrued Interest on FDR (LEF A/c)	0.10	0.12	1	By Trading Surplus	122.47	134.03
2	trnsfd. to LEF A/c	0.19		2	By Net Surplus transferred from P&L Account	11.85	12.52
3	To Net Surplus trnsfd to B.Sheet	134.03	146.43		<b>Total</b>	<b>134.32</b>	<b>146.55</b>
	<b>Total</b>	<b>134.32</b>	<b>146.55</b>				

**MUGA RAW MATERIAL BANK  
CENTRAL SILK BOARD  
SIBSAGAR (ASSAM)**

**BALANCE SHEET AS ON 31.3.2018 (WORKING CAPITAL ACCOUNT)**

[₹ in Lakhs]

Sl. NO	LIABILITIES	2016-17 AMOUNT	2017-18 AMOUNT	SL NO	ASSETS	2016-17 AMOUNT	2017-18 AMOUNT
1	Fund from Member Secretary, CSB, Bangalore	10.00	10.00	1	i) Cash at Bank	6.17	6.60
2	Loss Equilisation Fund :			2	DEPOSITS :		
3	Net Trading Surplus transferred from Profit & Loss Appropriation Account	2.26	2.38		i) FDR	128.39	138.19
		134.03	146.43		ii) FDR(LEF)	2.13	2.29
				3	iii) Security Deposit	0.03	0.03
				4	Accrued Interest on FDR	7.70	9.81
				5	Accrued Interest on FDR(LEF)	0.10	0.12
					SUNDRY DEBTORS	1.77	1.77
	<b>TOTAL</b>	<b>146.29</b>	<b>158.81</b>		<b>TOTAL</b>	<b>146.29</b>	<b>158.81</b>




CENTRAL SILK BOARD  
BANGALORE - 560 068


CENTRAL SILK BOARD GENERAL PROVIDENT FUND

RECEIPT & PAYMENT STATEMENT OF GENERAL PROVIDENT FUND FOR THE YEAR 2017-2018


SL NO	R E C E I P T	[Rupees in lakhs]					
		PREVIOUS YEAR 2016-2017	CURRENT YEAR 2017-2018	P A Y M E N T	PREVIOUS YEAR 2016-2017	CURRENT YEAR 2017-2018	
1	Opening Balance [CBI] HDFC BANK	5.50 23.24	1.98 147.76	1	G. P. F. Advances	2,359.59	2,418.97
2	Subscription & Refund of Advance	5,674.26	5,992.14	2	Partial & Final Withdrawal	1,384.02	1,514.91
3	Realisation of Securities	4,915.20	5,643.00	3	Full & Final Settlement	2,287.79	2,631.59
4	Interest Received on Securities	1,950.75	2,139.25	4	Investment on Securities	6,354.15	7,280.50
5	Other Income	7.20	6.37	5	Miscellaneous (Accrued)	40.81	58.79
6	Salary deductions	11.53	8.68	6	Transfer of other salary dedns	11.54	8.68
				7	Miscellaneous Payment	0.04	0.04
				8	Closing Balance [Bank] C.B.I. H.D.F.C.	1.98 147.76	8.96 16.74
	<b>TOTAL:-</b>	<b>12,587.68</b>	<b>13,939.18</b>		<b>TOTAL:-</b>	<b>12,587.68</b>	<b>13,939.18</b>

  
**P.M. GEETHA DEVI**  
DEPUTY DIRECTOR (A & A)  
CENTRAL SILK BOARD  
BANGALORE - 560 068

  
**(G. RAVICHANDRAN)**  
JOINT DIRECTOR (ADMN)  
CENTRAL SILK BOARD  
BANGALORE-560068

  
**(CA. MANOHARAN, A)**  
JOINT DIRECTOR (FINANCE)  
CENTRAL SILK BOARD  
BANGALORE - 560 068

  
**(R. SATHISH KUMAR)**  
DIRECTOR (FINANCE)  
CENTRAL SILK BOARD  
BANGALORE - 560 068

  
**(RAJIT RANJAN OKHANDIAR)**  
MEMBER SECRETARY  
CENTRAL SILK BOARD  
BANGALORE - 560 068

CENTRAL SILK BOARD  
BANGALORE - 560 068


CENTRAL SILK BOARD GENERAL PROVIDENT FUND

INCOME & EXPENDITURE FOR THE YEAR 2017 - 2018


SL. NO.	EXPENDITURE	PREVIOUS YEAR 2016-2017	CURRENT YEAR 2017-2018	SL. NO.	INCOME	PREVIOUS YEAR 2016-2017	CURRENT YEAR 2017-2018	FIGURES IN LAKHS
1	INTEREST CREDITED TO SUBSCRIBER ACCOUNT	1,701.83	1,749.94	1	INTEREST EARNED ON SECURITIES	1,909.30	2,101.10	
2	EXCESS INCOME OVER EXPENDITURE	214.62	357.49	2	OTHER INCOME	7.15	6.33	
	<b>TOTAL</b>	<b>1,916.45</b>	<b>2,107.43</b>		<b>TOTAL</b>	<b>1,916.45</b>	<b>2,107.43</b>	


INCOME & EXPENDITURE APPROPRIATION ACCOUNT FOR THE YEAR 2017-2018


SL. NO.	PARTICULARS	PREVIOUS YEAR 2016-2017	CURRENT YEAR 2017-2018	SL. NO.	PARTICULARS	PREVIOUS YEAR 2016-2017	CURRENT YEAR 2017-2018
1	AMOUNT TRANSFERRED TO BALANCE SHEET	1,282.32	1,647.07	1	BY BALANCE B/D	214.62	357.49
2	SURPLUS IN INVESTMENTS VALUATION	7.24	-	2	OPENING BALANCE TRAFD.. FROM BALANCE SHEET	1,074.95	1,282.33
3	ACCOUNTING OF IN-OPERATIVE ACCOUNT	-	-	3	SURPLUS IN INVESTMENTS VALUATION	-	7.25
	<b>TOTAL</b>	<b>1,289.56</b>	<b>1,647.07</b>		<b>TOTAL</b>	<b>1,289.56</b>	<b>1,647.07</b>

  
P.M. GEETHA DEVI  
DEPUTY DIRECTOR (A & A)  
CENTRAL SILK BOARD  
BANGALORE - 560 068

  
(G. RAVICHANDRAN)  
JOINT DIRECTOR (ADMIN)  
CENTRAL SILK BOARD  
BANGALORE-560068

  
(CA. MANOHARAN, A)  
JOINT DIRECTOR (FINANCE)  
CENTRAL SILK BOARD  
BANGALORE - 560 068

  
(R. SATHISH KUMAR)  
DIRECTOR (FINANCE)  
CENTRAL SILK BOARD  
BANGALORE - 560 068


  
(RAJIT RANJAN OKHANDIAR)  
MEMBER SECRETARY  
CENTRAL SILK BOARD  
BANGALORE - 560 068


**CENTRAL SILK BOARD**  
BANGALORE - 560 068


**CENTRAL SILK BOARD GENERAL PROVIDENT FUND**


**BALANCE SHEET AS ON 31.03.2018**


SL. NO.	LIABILITIES	Rs. IN LAKHS		
		PREVIOUS YEAR 2016-2017	CURRENT YEAR 2017-2018	CURRENT YEAR 2017-2018
1	AMOUNT DUE TO SUBSCRIBERS ACCOUNT	22,941.22	24,117.83	1.98
2	EXCESS INCOME OVER EXPENDITURE	1,282.33	1,647.07	147.76
3	AMOUNT DUE TO OTHERS	-	-	23,358.87
	<b>TOTAL</b>	<b>24,223.55</b>	<b>25,764.90</b>	<b>714.94</b>
				<b>25,764.90</b>
				<b>24,223.55</b>
				<b>8.96</b>
				<b>16.74</b>
				<b>25,003.62</b>
				<b>735.58</b>

  
**[P.M. GEETHA DEVI]**  
DEPUTY DIRECTOR (A & A)  
CENTRAL SILK BOARD  
BANGALORE - 560 068

  
**(G. RAVICHANDRAN)**  
JOINT DIRECTOR (ADMIN)  
CENTRAL SILK BOARD  
BANGALORE-560068

  
**(T.A. MANOHARAN, AJ)**  
JOINT DIRECTOR (FINANCE)  
CENTRAL SILK BOARD  
BANGALORE - 560 068

  
**[R. SATHISH KUMAR]**  
DIRECTOR (FINANCE)  
CENTRAL SILK BOARD  
BANGALORE - 560 068

  
**(RAJIT RANJAN OKHANDIAR)**  
MEMBER SECRETARY  
CENTRAL SILK BOARD  
BANGALORE - 560 068

CENTRAL SILK BOARD  
BANGALORE - 560 068

CENTRAL SILK BOARD EMPLOYEES INSURANCE SCHEME ACCOUNT FOR THE YEAR 2017-2018

SL No	R E C E I P T S	PREVIOUS YEAR		CURRENT YEAR		SL No	P A Y M E N T S	PREVIOUS YEAR		CURRENT YEAR	
		2016-2017	0.02	2017-2018	0.01			2016-2017	0.05	2017-2018	0.35
1	Opening Balance					1	By Payment of Superannuation				
2	Subscription during the year	-		0.01		2	Closing Balance	0.01			0.02
3	Amount received from GIA	0.04		0.35							
	<b>TOTAL</b>	<b>0.06</b>		<b>0.37</b>			<b>TOTAL</b>	<b>0.06</b>			<b>0.37</b>

*Geetha*  
[ P.M. GEETHA DEVI ]  
DEPUTY DIRECTOR (A&A.)  
CENTRAL SILK BOARD  
BANGALORE - 560068

*J. S. S.*  
[ CA MANOHARAN A ]  
JOINT DIRECTOR (FINANCE)  
CENTRAL SILK BOARD  
BANGALORE - 560068

*R. Sathish Kumar*  
[ R.SATHISH KUMAR ]  
DIRECTOR (FINANCE)  
CENTRAL SILK BOARD  
BANGALORE - 560068