

वर्ष 2016 - 17 के लेखा-परीक्षा
प्रमाण-पत्र और लेखा-परीक्षा
प्रतिवेदन सहित प्रमाणित लेखा
Certified Accounts with
Audit Certificate and Audit Report
for the year 2016 - 17



केन्द्रीय रेशम बोर्ड CENTRAL SILK BOARD

वस्त्र मंत्रालय - भारत सरकार

Ministry of Textiles - Govt. of India

के रे बो काम्प्लेक्स, बी टी एम लेआउट

CSB Complex, BTM Layout

होसूर रोड, मडिवाला

Hosur Road, Madiwala

बेंगलूरु BENGALURU - 560 068

ANNUAL ACCOUNTS FOR THE YEAR 2016- 2017

SL. NO.	I N D E X	PAGE NOS
	PARTICULARS	
1	Separate Audit Report of C & A G	I & II
2	Annexure to Audit Report	III
3	Explanatory Note on the Audit Report	IV & V
4	Balance Sheet as at 31.03.2017	1 & 2
5	Income & Expenditure Account for the period / year ended 31.03.2017	3
SCHEDULES		
6	Schedule - 1 Corpus / Capital Fund	4
7	Schedule - 2 Reserves and Surplus	5
8	Schedule - 3 Earmarked Funds - Fundwise Breakup - PART - I	6
9	Schedule - 3 Earmarked Funds - Fundwise Breakup - PART - II	7
10	Schedule - 4 Secured Loans and Borrowings	8
11	Schedule - 5 Unsecured Loans and Borrowings	9
12	Schedule - 6 Deferred Credit Liabilities	9
13	Schedule - 7 Current Liabilities and Provisions	10
14	Schedule - 8 Fixed Assets Details	11
15	Schedule - 9 Investments from Earmarked / Endowment Funds	12
16	Schedule - 10 Investments - Others	13
17	Schedule - 11 Current Assets, Loans, Advances etc	14 & 15
18	Schedule - 12 Income from Sales/Services	16
19	Schedule - 13 Grants/Subsidies	17
20	Schedule - 14 Fees/Subscriptions	18
21	Schedule - 15 Income from Investments	19
22	Schedule - 16 Income from Royalty, Publicarions etc	20
23	Schedule - 17 Interest Earned	21
24	Schedule - 18 Other Income	22
25	Schedule - 19 Increase/(Decrease) in Stock of Finished Goods/WIP	23
26	Schedule - 20 Establishment Expenses	24
27	Schedule - 21 Other Administrative Expenses etc., (I & E A/c)	25
28	Schedule - 22 Expenditure on Grants, Subsidies etc	26
29	Schedule - 23 Interest	26
30	Schedule - 24 Significant Accounting Policies	27 & 28
31	Schedule - 25 Notes on Accounts	29 & 30
32	Consolidated Receipts & Payments for the period / year ended 31.03.2017	31 & 32

B	ANNEXURES	
33	Details of EMD / CMD / SMD for 2016 - 2017 (Annexure - I)	33
34	Balances of Advances Received for Supplies for the year 2016 - 2017 (Annexure - II)	34
35	Liabilities - Statutory and Other Balances as on 31.03.2017 (Annexure - III)	35
36	Sundry Debtors / Stock as on 31.03.2017 (Annexure - IV)	36
37	Details of Cash & Bank Balances (Annexure - V)	37
38	Remittance in Transit (Annexure - VI)	38
39	Details of Loans & Advances as on 31.03.2017 (Annexure - VII)	39 & 40
40	Loans to Other Agencies Balance as on 31.03.2017 (Annexure - VIII)	41
41	Details of Advance Deposits as on 31.03.2017 (Annexure - IX)	42 & 43
42	Interest Accrued as on 31.03.2017 out of Earmarked Funds (Annexure - X)	44
43	Interest Accrued as on 31.03.2017 other than Earmarked Funds (Annex - XI)	45
44	Investments made out of Earmarked Funds as on 31.03.2017 (Annexure - XII)	46
45	Investments made other than Earmarked Funds as on 31.03.2017 (Annex-XIII)	47
46	Grants in Aid Released by Ministry during 2016 - 2017 (Annexrue - XIV)	48
47	Sales and Interest Earned out of Revolving Funds for 2016 - 2017 (Annex. XV)	49
48	Rent Receivable as on 31.03.2017 (Annexrue - XVI)	50
49	Funds Received from Other Sources - for R &P Account (Annexure - XVII)	51
50	Funds Received from Earmarked Funds - for R & P Account (Annexure - XVIII)	52
51	Consolidated Head-Wise Expenditure Statement (Annexure - XIX)	53
52	Statement showing the Additions / Deductions made to Capital Fund (Annexure - XX)	54
53	Statement showing the Capital Fund as on 31.03.2017	54 - A
54	Working Capital Balance Sheet of RMB, Chaibasa (Annexure - XXI)	55 TO 58
55	Balance Sheet (Working Capital Account) of MRMB, Sibsagar (Annexure - XXII)	59 TO 62
56	Balance Sheet of Price Stabilisation Scheme (Annexure - XXIII)	63 TO 66
57	GPF Accounts for 2016 - 2017	67 TO 69
58	C.S.B. Employees Insurance Scheme Account for 2016 - 2017	70

11

**SEPARATE AUDIT REPORT OF THE COMPTROLLER AND AUDITOR
GENERAL OF INDIA ON THE ACCOUNTS OF CENTRAL SILK
BOARD, BANGALORE FOR THE YEAR ENDED 31 MARCH 2017**

We have audited the attached Balance Sheet of Central Silk Board, Bangalore as at 31 March 2017 and the Income & Expenditure Account/Receipt & Payment Account for the year ended as on that date under Section 19(2) of the Comptroller and Auditor General's (Duties, Powers and Conditions of Service) Act, 1971 read with Section 12 of the Central Silk Board Act, 1948. These financial statements include the accounts of 24 units of the Board. These financial statements are the responsibility of the Board's management. Our responsibility is to express an opinion on these financial statements based on our audit.

2. This Separate Audit Report contains the comments of the Comptroller and Auditor General of India (CAG) on the accounting treatment only with regard to classification, conformity with the best accounting practices, accounting standards and disclosure norms etc. Audit observations on financial transactions with regard to compliance with the Law, Rules and Regulations (Propriety and Regularity) and efficiency-cum-performance aspects etc., if any, are reported through inspection Reports/CAG's Audit Report separately.
3. We have conducted our audit in accordance with auditing standards generally accepted in India. These standards require that we plan and perform the audit to obtain reasonable assurance about whether the financial statements are free from material misstatements. An audit includes examining, on a test basis, evidence supporting the amount and disclosure in the financial statements. An audit also includes assessing the accounting principles used and significant estimates made by management, as well as evaluating the overall presentation of financial statements. We believe that our audit provides a reasonable basis for our opinion.
4. Based on our audit, we report that:
 - i. We have obtained all the information and explanations, which to the best of our knowledge and belief were necessary for the purpose of our audit.
 - ii. The Balance Sheet and Income & Expenditure Account/Receipt & Payment Account dealt with by this report have been drawn up in the format prescribed by the Ministry of Finance.
 - iii. In our opinion, proper books of accounts and other relevant records have been maintained by the Central Silk Board as required under Section 12 of the Central Silk Board Act, 1948 in so far as it appears from our examination of such books.
 - iv. We further report that:

A) Revision of Accounts

The Board has revised its account and submitted its revised accounts on 14 November 2017. The effect of revision was that (i) 'Earmarked Fund' decreased by ₹10.76 crore (ii) 'Current Liabilities increased by ₹10.76 crore and (iii) due to increase of deferred income of ₹10.55 crore and adjustment of prior period item of ₹0.99 crore, deficit of ₹6.29 crore was converted into surplus of ₹3.27 crore.

B) Grants-in-Aid

The Board is financed by Grants-in-Aid from the Government of India. During the year 2016-17, the Board received Grant-in-Aid of ₹496.51 crore and carried forward balance of ₹9.84 crore from the previous year. The Board could utilise ₹495.59 crore leaving a balance of ₹10.76 crore.

C) Management Letter

Deficiencies which have not been included in the Audit Report have been brought to the notice of the Member Secretary, Central Silk Board, Bangalore through a Management Letter issued separately for remedial/corrective action.

- v. Subject to our observations in the preceding paragraphs, we report that the Balance sheet and Income & Expenditure Account/Receipt & Payment Account dealt with by this report are in agreement with the books of accounts.
- vi. In our opinion and to the best of our information and according to the explanations given to us, the said financial statements read together with the Accounting Policies and Notes on Accounts, and subject to the significant matters stated above and other matters mentioned in Annexure to this Audit Report give a true and fair view in conformity with accounting principles generally accepted in India.
 - a. In so far it relates to the Balance Sheet, of the state of affairs of the Central Silk Board as at 31 March 2017; and
 - b. In so far as it relates to Income & Expenditure Account, of the surplus for the year ended as on that date.

For and on the behalf of the
Comptroller and Auditor General of India



L. Toehhawng
Director General

O/o the Director General of Commercial Audit &
Ex-Officio Member, Audit Board,
Hyderabad

Place: Hyderabad
Date: 14 December 2017

Annexure to Audit Report

1. Adequacy of Internal Audit System

The internal audit wing functions with a total strength of 25 members. The internal audit appears to be adequate and commensurate with the size and nature of the organization.

2. Adequacy of Internal Control System

The internal control prevailing in the Board is adequate and commensurate with the size and nature of the organization.

3. System of physical verification of fixed assets

The annual physical verification of fixed assets is done periodically as per the procedure laid down by the Board. In respect of all the units of the Board, the Fixed Assets Register is updated on receipt of the physical verification report.

4. System of physical verification of Inventory

Physical verification of Inventory is being carried out at periodical intervals by the management. The Physical verification of closing stock of Disease Free Layings (DFLs) is done by technical team.

5. Regularity in payment of statutory dues

All statutory dues of the Board are being remitted within the stipulated date.



L. Tochhawng
Director General
O/o the Director General of Commercial Audit &
Ex-Officio Member, Audit Board,
Hyderabad

**CENTRAL SILK BOARD
BANGALORE-560 068**

**EXPLANATORY NOTE ON THE C & A G's SEPARATE AUDIT REPORT ON
THE ACCOUNTS OF THE CENTRAL SILK BOARD, BANGALORE FOR THE
YEAR 2016-17**

A) Revision of Accounts

The sum of ₹.10.76 crore was shifted from the Earmarked Fund Schedule-3 part II to Current Liabilities and Provisions Schedule-7 as suggested by the audit. It is to inform that there is no impact of this shifting from one schedule to another schedule in the Liability side of the Balance Sheet as such. The net effect of the shifting is NIL on the Liability side of the Balance Sheet.

The Audit during the course of the audit on the annual accounts of Central Silk Board (CSB) for the year 2016-17 had suggested to show the sum of ₹.10.55 crore being the Depreciation amount on the fixed assets for the year 2016-17 as Deferred Income in the Income and Expenditure Account and also the sum of ₹.0.99 crore as prior period item for the first time. The same had been adopted by CSB while revising the Annual Accounts for the year 2016-17. These new adoptions as suggested by the audit had resulted in the surplus of ₹.3.27 crore for the year 2016-17.

B) Grants-in-Aid

CSB had received ₹.496.51 crore during the year 2016-17 as Grants in Aid. Out of which ₹.342.50 crore was received under Non-Plan and ₹.154.01 crore under Plan. A sum of ₹ 8.32 crore was released to the CSB units on behalf of the States for the implementation of critical components of erstwhile Catalytic Development Programme (CDP) under the Central Sector Scheme (CSS) namely "Integrated Scheme for Development of Silk Industry" during the year 2016-17 as approved by the EFC in its meeting held on 01.06.2016 which is in the nature of committed expenditure. The balance amount of ₹. 2.44 crore pertains to the previous years and not out of Grants in aid of 2016-17 as stated by the Audit.

The sum of ₹ 10.76 crore is in the nature of committed expenditure as per the approved scheme and the same were retained by the CSB Units as per the permission granted by the Ministry vide letter No. G-20008/5/08 B&A dated March 2008 to CSB for booking the expenditure in the year of release for meeting the committed nature of expenditure and not to be surrendered as unspent grants. Hence, CSB had not surrendered a sum of ₹.8.32 crores during the year 2016-17 and also in the previous years in view of the above Ministry's permission after taking into account the committed nature of expenditure in accordance with the existing convention.

The Board had in fact effectively utilized the grants for meeting the committed expenditure of approved schemes including the sum of ₹ .10.76 crores under the Amount Received for Disbursement.

V

Annexure to Separate Audit Report:

1. Adequacy of Internal Audit System

The fact that the Internal Audit system prevailing in the Central Silk Board is adequate and commensurate with the size and nature of the organization is confirmed.

2. Adequacy of Internal Control System

The fact that the Internal Control System prevailing in the Central Silk Board is adequate and commensurate with the size and nature of the organization is confirmed.

3. System of physical verification of fixed assets

The fact is confirmed

4. System of physical verification of inventory

The fact is confirmed

5. Regularity in payment of statutory dues

The fact is confirmed

CENTRAL SILK BOARD, BANGALORE 560 068
BALANCE SHEET AS AT 31.03.2017


[₹ in Lakhs]


	SCHEDULE NO	CURRENT YEAR		PREVIOUS YEAR	
		2016 -17		2015 -16	
CORPUS/CAPITAL FUND & LIABILITIES					
CORPUS / CAPITAL FUND	1		43901.74		38330.32
RESERVES AND SURPLUS	2		0.00		0.00
EARMARKED / ENDOWMENT FUNDS	3		2686.89		5380.55
SECURED LOANS AND BORROWINGS	4		0.00		0.00
UNSECURED LOANS AND BORROWINGS	5		0.00		0.00
DEFERRED CREDIT LIABILITIES	6		0.00		0.00
CURRENT LIABILITIES AND PROVISIONS	7		3326.60		4163.25
TOTAL - A			49915.23		47874.12
PROFORMA ACCOUNTS					
	Annexure No				
RMB / CHAIBASA	XXI		469.46		447.09
MRMB / SIBSAGAR	XXII		146.29		159.63
PRICE STABILIZATION SCHEME	XXIII		0.00		1820.29
TOTAL - B			615.75		2427.01
TOTAL [A + B]			50530.98		50301.13

CONTD..2

[₹ in Lakhs]

	SCHEDULE	CURRENT YEAR	PREVIOUS YEAR
	NO	2016 - 17	2015 -16
ASSETS			
FIXED ASSETS	8	28097.36	27753.66
INVESTMENTS-FROM EARMARKED FUNDS	9	0.00	0.00
INVESTMENTS- OTHERS	10	0.00	0.00
CURRENT ASSETS, LOANS, ADVANCES ETC.	11	21817.87	20120.46
MISCELLANEOUS EXPENDITURE (to the extent not written off or adjusted)		0.00	0.00
TOTAL A		49915.23	47874.12
PROFORMA ACCOUNTS	Annexure No		
RMB / CHAIBASA	XXI	469.46	447.09
MRMB / SIBSAGAR	XXII	146.29	159.63
PRICE STABILIZATION SCHEME	XXIII	0.00	1820.29
TOTAL - B		615.75	2427.01
TOTAL [A + B]		50530.98	50301.13
	Schedule No		
SIGNIFICANT ACCOUNTING POLICIES	24		
CONTINGENT LIABILITIES & NOTES ON ACCOUNTS	25		


[G. RAVICHANDRAN]
 JOINT DIRECTOR (ADMN)
 CENTRAL SILK BOARD
 BANGALORE


[CA A MANOHARAN]
 JOINT DIRECTOR (FINANCE)
 CENTRAL SILK BOARD
 BANGALORE


(R.SATHISH KUMAR)
 DIRECTOR (FINANCE) &
 MEMBER SECRETARY I/C
 CENTRAL SILK BOARD
 BANGALORE

CENTRAL SILK BOARD, BANGALORE - 560 068

INCOME AND EXPENDITURE ACCOUNT FOR THE PERIOD / YEAR ENDED 31.03.2017

[₹ in Lakhs]

	SCHEDULE	CURRENT YEAR	PREVIOUS YEAR
		2016-17	2015-16
INCOME			
Income from Sales/Services	12	2,602.64	2,431.98
Grants from Govt. of India	13	46,744.22	45,590.05
Fees/Subscription	14	-	-
Income from Investment(Income on Inves from Earmarked Trfd to Funds)	15	-	-
Income from Royalty/Publications etc	16	-	-
Interest Earned	17	346.94	313.54
Other Income	18	13.61	14.05
Increase/Decrease in stock of Finished goods and work in progress	19	177.16	224.48
Deferred Income		1,054.73	
TOTAL [A]		50,939.30	48,574.10
EXPENDITURE			
Establishment Expenses	20	35,554.07	33,463.64
Other Administrative Expenses etc.,	21	6,489.04	6,494.25
Expenditure on Grants, Subsidies etc	22	7,415.47	8,351.55
Interest on Working Capital Interest Subsidy			
Depreciation	8	1,054.73	1,012.36
TOTAL [B]		50,513.31	49,321.80
Balance being excess of Income over Expenditure (A-B)		425.99	-747.70
Transfer to Special Reserve (specify each)			
Transfer to / from General Reserve			
Prior period items		(99.12)	
BALANCE BEING SURPLUS/(DEFICIT) CARRIED TO CORPUS/CAPITAL FUND		326.87	-747.70
SIGNIFICANT ACCOUNTING POLICIES	24		
NOTES ON ACCOUNTS	25		


[G. RAVICHANDRAN]
JOINT DIRECTOR (ADMN)
CENTRAL SILK BOARD
BANGALORE


[CA A. MANOHARAN]
JOINT DIRECTOR (FINANCE)
CENTRAL SILK BOARD
BANGALORE


(R.SATHISH KUMAR)
DIRECTOR (FINANCE) &
MEMBER SECRETARY I/C
CENTRAL SILK BOARD
BANGALORE

CENTRAL SILK BOARD, BANGALORE - 560 068
SCHEDULES FORMING PART OF BALANCE SHEET AS AT 31.03.2017

[₹ in Lakhs]

	Current Year		Previous Year	
SCHEDULE 1 - CORPUS/CAPITAL FUND:	2016-2017		2015-2016	
a) CORPUS FUND:				
Balance of Corpus Fund at the beginning of the year		2,193.88		39,078.02
Add: Contributions towards Corpus (Annexure XX)		5,244.55		
Add/(Deduct): Balance of net income/[expenditure] transferred from the Income and Expenditure Account		326.87		
Corpus Fund at the close of the year		7,765.30		
b) CAPITAL FUND: (Defferred Income)				
Corpus/Captial Fund Balance at the beginning of the year	38,330.32			
Less: Balance of Corpus Fund at the beginning of the year	(2,193.88)			
Captial Fund at the close of the year (Annexure XXA)		36,136.44		
BALANCE AS AT THE YEAR - END (a+b)		43,901.74	-	38,330.32



[G.RAVICHANDRAN]
JOINT DIRECTOR (ADMN)
CENTRAL SILK BOARD
BANGALORE



[CA A MANOHARAN]
JOINT DIRECTOR (FINANCE)
CENTRAL SILK BOARD
BANGALORE

CENTRAL SILK BOARD, BANGALORE - 560 068
SCHEDULES FORMING PART OF BALANCE SHEET AS AT 31.03.2017

[₹ in Lakhs]

SCHEDULE 2 - RESERVES AND SURPLUS:	Current Year		Previous Year	
	2016-2017		2015-2016	
1. Capital Reserve				
2. Revaluation Reserve				
3. Special Reserve				
4. General Reserve				
TOTAL		0.00		0.00


[G. RAVICHANDRAN]

JOINT DIRECTOR (ADMN)
CENTRAL SILK BOARD
BANGALORE


[CA A MANOHARAN]

JOINT DIRECTOR (FINANCE)
CENTRAL SILK BOARD
BANGALORE

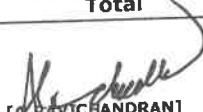
CENTRAL SILK BOARD BANGALORE - 560 068
SCHEDULES FORMING PART OF BALANCE SHEET AS ON 31.03.2017


PART I

[₹ in Lakhs]

SCHEDULE - 3 EARMARKED FUNDS - FUNDWISE BREAKUP

SL. NO.	PARTICULARS	OPENING BALANCE	ADDITIONS			UTILIZATION						GRAND TOTAL	CLOSING BALANCE 2016 - 17	CLOSING BALANCE 2015 - 16
			CREDITS	INT. ON INVEST.	TOTAL	CAPITAL EXP.			REVENUE EXP.					
						ASSET	OTHERS	TOTAL	SAL.	OTH. ADMN	TOTAL			
3	4	5	6=3+4+5	7	8	9=7+8	10	11	12=10+11	13=9+12	14=6-13	15		
1	Labour Welfare Fund	5.52	0.28	0.70	6.50					0.85	0.85	0.85	5.65	5.52
2	Reelers Revolving Fund	791.94		25.85	817.79					817.79	817.79	817.79	-	791.94
3	Indian Silk	61.85	4.39	2.20	68.44					1.12	1.12	1.12	67.32	61.85
4	Training Fund	24.72		1.83	26.55					0.60	0.60	0.60	25.95	24.72
5	Gold Medal in PGDS in Sericulture	2.33		0.17	2.50								2.50	2.33
6	Seth Baldev Shah Trust	2.19		0.20	2.39								2.39	2.19
7	R&D Fund	263.97	45.81	15.30	325.08					3.88	3.88	3.88	321.20	263.97
8	Inspection Fund	-	5.69		5.69					86.24	86.24	86.24	52.55	124.87
9	VSMPC	124.87	5.08	8.84	138.79					0.15	0.15	0.15	10.28	-
10	PGDS Scholarship		10.00	0.43	10.43					3.03	3.03	3.03	0.97	-
11	Study Tour		4.00		4.00					0.35	0.35	0.35	-	0.35
11	R&D Fund, CSR&TI, Mysore	0.35			0.35								489.70	419.77
12	Farm Development Fund	419.77	30.38	39.55	489.70					52.78	52.78	52.78	78.96	69.36
13	Training Fund - CSR&TI, Mysore	69.36	59.38	3.00	131.74								-	-
14	R&D Fund, Berhmapore	-			-					2.65	2.65	2.65	22.40	18.79
15	Training Fund - CSR&TI, Berpore	18.79	4.70	1.56	25.05					1.15	1.15	1.15	18.29	15.78
16	Training Fund - CSTR, Bangalore	15.78	2.49	1.17	19.44					0.75	0.75	0.75	11.80	10.32
17	Training Fund - CSTR, Bangalore	10.32	1.50	0.73	12.55					2.98	2.98	2.98	12.19	9.39
18	Training Fund - CSR&TI, Pampore	9.39	5.39	0.39	15.17					4.44	4.44	4.44	0.01	0.01
19	R&D Fund, Kodathi	0.01	4.44		4.45					1.46	1.46	1.46	30.48	26.83
20	Training Fund, CTR&TI, Ranchi	26.83	3.79	1.32	31.94									
	Total	1,847.99	187.32	103.24	2,138.55	-	-	-	-	985.91	985.91	985.91	1,152.64	1,847.99


[C. RAVICHANDRAN]
JOINT DIRECTOR (ADMN)
CENTRAL SILK BOARD
BANGALORE


[CA A MANOHARAN]
JOINT DIRECTOR (FINANCE)
CENTRAL SILK BOARD
BANGALORE

[Schedule 3]

EARMARKED FUNDS - FUNDWISE BREAKUP

PART II
[₹. IN LAKHS]

SL.NO	PARTICULARS	OPENING BALANCE	CREDITS	DEBITS	CLOSING BALANCE
1	JICA	0.10	-	-	0.10
2	NERTPS	-	2,052.87	1,948.63	104.24
3	P3D	0.22	0.03	-	0.25
4	SSGSY Projects	10.31	0.38	-	10.70
5	Seed Development Fund	19.41	2.15	-	21.56
6	I S D S -Central Office	107.11	0.48	6.58	101.01
7	Mahila Kisan Sashakitikaran Pariy	1,004.06	44.03	547.19	500.89
8	MKSP Monitoring fund	13.86	32.88	10.05	36.68
9	DBT -CS&TI Mysore	55.49	49.53	45.36	59.66
10	CSIR Funds	0.02	4.23	4.23	0.02
11	DBT Fund - CSR&TI,Behampore	-	-	-	-
12	Advance for DFLs-NSSO	0.60	-	-	0.60
13	Other funds NSSO	7.24	0.14	7.24	0.14
14	CTR&TI, Ranchi- HQ-DBT	0.60	19.96	3.14	17.42
15	Seribio Tech Lab - DBT	3.63	30.41	8.35	25.68
16	Seribio Tech Lab - DST	0.25	-	0.25	-
17	CMER&TI, LODOIGARH-DBT	16.55	27.61	24.63	19.53
18	CMER&TI, LODOIGARH-DST	5.11	23.44	4.36	24.18
19	CSR&TI Pampore	7.18	2.16	1.36	7.98
20	CSTRI-Bangalore-MSME	19.35	-	-	19.35
21	I S D S -CTR&TI, Ranchi	34.90	-	34.90	-
22	I S D S -MSSO Guwahati	3.62	-	3.62	-
23	Eri- RMB-Advances Recd	3.83	-	0.39	3.44
24	Eri- SSPCs- Advance Recd.	2.84	-	0.57	2.26
25	Eri RMB -Revolving Fund	106.00	-	-	106.00
26	Eri SSPCs	2.50	-	-	2.50
27	NSSO Revolving Fund	246.00	-	-	246.00
28	Muga SSPCs	8.00	-	-	8.00
29	Revoling Funds Bilaspur	25.00	-	-	25.00
30	Vijatha Mysore	5.49	6.77	2.06	10.20
31	Oak Tasar Cocoon Bank/ARD	25.80	-	-	25.80
	Sub total A	1,735.07	2,297.07	2,652.91	1,379.19
	Funds from State Govts/GOI/Agencies				
32	CTR&TI Ranchi	-	16.37	0.13	16.23
33	CSR&TI Berhampore	2.73	15.78	16.05	2.46
34	BTSSO Bilaspur	0.03	14.00	0.03	14.00
35	CSR&TI Pampore	0.03	1.16	1.16	0.03
36	NSSO Bangalore	6.50	13.50	15.11	4.89
37	CSTRI Bangalore	-	5.00	-	5.00
38	RO Guwahati	29.55	72.53	64.84	37.24
39	RO Kolkatta	0.17	-	-	0.17
40	MSSO Guwahati	76.47	1,905.52	1,922.34	59.65
41	Central Office	-	15.79	0.40	15.39
	Sub Total B	115.48	2,059.65	2,020.06	155.06
	TOTAL A + B	1,850.55	4,356.72	4,672.97	1,534.25

(G. RAVI CHANDRAN)
JOINT DIRECTOR (ADMN.)
CENTRAL SILK BOARD
BANGALORE-560 068.

(CA A MANHARAN)
JOINT DIRECTOR (FINANCE)
CENTRAL SILK BOARD
BANGALORE-560 068.

CENTRAL SILK BOARD, BANGALORE 560 068

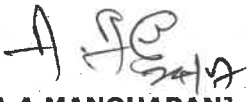
SCHEDULES FORMING PART OF BALANCE SHEET AS AT 31.03.2017

[₹ in Lakhs]

	Current Year	Previous Year
SCHEDULE.4- SECURED LOANS AND BORROWINGS	2016-17	2015-16
1. Central Government		
2. State Government (Specify)		
3. Financial Institutions		
a) Term Loans		
b) Interest accrued and due		
4. Banks		
a) Term Loans		
b) Other Loans (specify)		
5. Other Institutions and Agencies		
6. Debentures and Bonds		
7. Others [Specify]- Revolving Funds		
TOTAL	0.00	0.00


[G. RAVICHANDRAN]

**JOINT DIRECTOR (ADMN)
CENTRAL SILK BOARD
BANGALORE**


[CA A. MANOHARAN]

**JOINT DIRECTOR (FINANCE)
CENTRAL SILK BOARD
BANGALORE**

CENTRAL SILK BOARD, BANGALORE 560 068

SCHEDULES FORMING PART OF BALANCE SHEET AS AT 31.03.2017

[₹ in Lakhs]

	Current Year	Previous Year
SCHEDULE.5- UNSECURED LOANS AND BORROWINGS	2016-17	2015-16
1. Central Government - HBA Unsurrendered Funds		
2. State Government (Specify)		
3. Financial Institutions		
4. Banks		
a) Term Loans		
b) Other Loans (specify)		
5. Other Institutions and Agencies		
6. Debentures and Bonds		
7. Fixed Deposits		
8. Others [Specify]		
TOTAL	0.00	0.00

	Current Year	Previous Year
SCHEDULE.6- DEFERRED CREDIT LIABILITIES:	2016-17	2015-16
A). Acceptances secured by hypothecation of capital equipment and other assets		
B). Others	0.00	0.00
TOTAL	0.00	0.00



[G. RAVICHANDRAN]
JOINT DIRECTOR (ADMN)
CENTRAL SILK BOARD
BANGALORE



[CA A MANOHARAN]
JOINT DIRECTOR (FINANCE)
CENTRAL SILK BOARD
BANGALORE

SCHEDULES FORMING PART OF BALANCE SHEET AS AT 31.03.2017

[₹ in Lakhs]

SCHEDULE 7 - CURRENT LIABILITIES AND PROVISIONS:	CURRENT YEAR		PREVIOUS YEAR	
	2016 -17		2015 -16	
A. CURRENT LIABILITIES				
1. Security Deposits (Annexure - I)		102.10		69.20
2. Sundry Creditors:				
a) For Goods				
b) Others				
3. Balances of Advances Received for Supplies [Annexure II]		75.47		65.98
4. Interest accrued but not due on:				
a) Secured Loan/borrowings				
b) Unsecured Loans/borrowings				
5. Statutory Liabilities				
a) Overdue				
b) Others (Annexure III)		(12.81)		5.37
6. Other Current Liabilities -				
a) Unsurrendered Funds (Ann III)		1,076.11		0.21
b) Others (Annexure - III)		62.95		2,295.36
c) Outstanding expenses		2,022.79		1,727.13
Total (A)	-	3,326.60	-	4,163.25
B. PROVISIONS				
1. For Taxation				
2. Gratuity				
3. Superannuation/Pension				
4. Accumulated Leave Encashment				
5. Trade Warranties/Claims				
6. Others (Specify)				
TOTAL (B)	-			
TOTAL (A + B)	-	3,326.60	-	4,163.25


[G. RAVICHANDRAN]
 JOINT DIRECTOR (ADMN)
 CENTRAL SILK BOARD
 BANGALORE


[CA A MANOHARAN]
 JOINT DIRECTOR (FINANCE)
 CENTRAL SILK BOARD
 BANGALORE

CENTRAL SILK BOARD, BANGALORE - 560 068

SCHEDULES FORMING PART OF BALANCE SHEET AS AT 31.03.2017

[₹ in Lakhs]

SCHEDULES 8- FIXED ASSETS										
DESCRIPTION	GROSS BLOCK				DEPRECIATION				NET BLOCK	NET BLOCK
	Cost/Valuation As at beginning of the Year	Additions during the year	Deductions during the year	Cost Valuation at the year end	As at beginning of the Year	For the year	Adjust. To Depreci (-)/(+)	Total up to the Year-end	As at the Current year-end	As at the Previous year-end
1	2	3	4	5(2+3-4)	6	7	8	9(6+7-8)	10	11
A. FIXED ASSETS										
1. LAND	3367.21			3367.21	0.00			0.00	3367.21	3367.21
2. BUILDINGS & OTHER ORIGINAL WORKS	20071.89	1920.44	0.50	21991.83	3428.41	355.84	-0.01	3784.24	18207.59	16643.48
3. TOOLS, PLANT & MACHINERY	7843.04	474.16	234.33	8082.87	3703.18	378.42	-126.19	3955.41	4127.46	4139.86
4. FURNITURE & OTHER OFFICE EQUIPMENTS	1891.68	115.70	41.42	1965.96	1173.46	122.07	-24.45	1271.08	694.88	718.22
4. (ii) ELECTRONIC DATA PROCESSORS INCLUDING COMPUTERS/PRINTERS	1119.80	46.79	45.78	1120.81	900.95	96.74	-19.16	978.53	142.28	218.85
5. VEHICLES	1249.86	90.13	100.92	1239.07	1038.25	43.13	-111.70	969.68	269.39	211.61
6. LIBRARY BOKS & SCIENTIFIC JOURNALS	978.02	32.91	0.15	1010.78	490.95	47.95	-0.02	538.88	471.90	487.07
7. FANS & FIXTURES	167.79	1.04	1.49	167.34	116.42	10.58	-1.08	125.92	41.42	51.37
TOTAL OF CURRENT YEAR	36689.29	2681.17	424.59	38945.87	10851.62	1054.73	-282.61	11623.74	27322.13	25837.67
WORK IN PROGRESS	1915.99	421.54	1562.30	775.23					775.23	1915.99
GRAND TOTAL	38605.28			39721.10					28097.36	27753.66

Note: The Adjustment to Depreciation column (No:8) indicates the Depreciation Amount reduced due to Disposal of Assets .



[G.RAVICHANDRAN]
JOINT DIRECTOR (ADMN)
CENTRAL SILK BOARD
BANGALORE



[CA A MANOHARAN]
JOINT DIRECTOR (FINANCE)
CENTRAL SILK BOARD
BANGALORE

CENTRAL SILK BOARD, BANGALORE 560 068

SCHEDULES FORMING PART OF BALANCE SHEET AS AT 31.03.2017

[₹ in Lakhs]

SCHEDULE.9 - INVESTMENTS FROM EARMARKED / ENDOWMENT FUNDS	Current Year	Previous Year
	2016- 17	2015- 16
1. In Central Government		
2. Other approved Securities		
3. Shares		
4. Debentures and Bonds		
5. Subsidiaries and Joint Ventures		
6. Others (to be specified)		
TOTAL	-	



[G.RAVICHANDRAN]

JOINT DIRECTOR (ADMN)

CENTRAL SILK BOARD

BANGALORE



[CA A MANOHARAN]

JOINT DIRECTOR (FINANCE)

CENTRAL SILK BOARD

BANGALORE

CENTRAL SILK BOARD, BANGALORE 560 068

SCHEDULES FORMING PART OF BALANCE SHEET AS AT 31.03.2017

[₹ in Lakhs]

SCHEDULE.10 - INVESTMENTS FROM OTHERS	Current Year	Previous Year
	2016 - 17	2015 - 16
1. In Central Government		
2. Other approved Securities		
3. Shares		
4. Debentures and Bonds		
5. Subsidiaries and Joint Ventures		
6. Others (to be specified)		-
TOTAL	-	-


[G.RAVICHANDRAN]

JOINT DIRECTOR (ADMN)

CENTRAL SILK BOARD

BANGALORE


[CA A MANOHARAN]

JOINT DIRECTOR (FINANCE)

CENTRAL SILK BOARD

BANGALORE

CENTRAL SILK BOARD, BANGALORE - 560 068

SCHEDULES FORMING PART OF BALANCE SHEET AS AT 31.03.2017


[₹ in Lakhs]

SCHEDULE 11- CURRENT ASSETS, LOANS, ADVANCES ETC:	CURRENT YEAR		PREVIOUS YEAR	
	2016 - 17		2015 - 16	
A. CURRENT ASSETS				
1. Inventories: Closing Stock (Annexure IV)		1,054.19	877.03	877.03
2. Sundry Debtors:				
a) Debts Outstanding [Annexure - IV] 1. With Govt., Departments				
less than 12 months	618.35		552.30	
more than 12 months	483.71		394.88	
sub total	1,102.06		947.18	
2. With others.				
less than 12 months	15.44		31.42	
more than 12 months	10.82		29.21	
sub total	26.26		60.63	
Total Sundry Debtors (1+2)	1,128.32	1,128.32	1,007.81	1,007.81
3. Cash balances in hand [Imprest]	0.10	0.10	0.10	0.10
4. Bank Balances:				
a) With Scheduled Banks:				
On Current Accounts including Earmarked Funds (Annexure V)		3,572.26		6,111.76
On Deposit Account -Earmarked Funds [Annexure - XII]		864.36		1,545.40
On Deposit Account -Other than Earmarked Funds [Annexure XIII]		3,988.66		3,822.32
b) With Non-Scheduled Banks:				
c) Remittance in Transit [Annexure VI]		3.38		
5. Post Office-Savings Accounts				
Total (A)		10,611.27		13,364.42

Contd.....2

[₹ in Lakhs]

SCHEDULE 11 - CURRENT ASSETS, LOANS, ADVANCES ETC:	CURRENT YEAR		PREVIOUS YEAR	
	2016- 17		2015 - 16	
B. LOANS, ADVANCES AND OTHER ASSETS				
1. LOANS:				
a) Staff [Annexure - VII]		207.73		268.39
b) Other [Annexure - VIII]		22.00		95.09
2. Advances and other amounts recoverable in cash or in kind or for value to be received				
a) On Capital Account [Annexure -IX]		10,570.35		5,784.19
3. Interest Accrued:				
a) On Investments from Earmarked Funds [Annexure - X]		59.89		114.31
b) On Investments - Other than Earmarked Funds (Annexure XI)		193.49		358.32
c) On Loans and Advances				
d) Others [Annexure - VIII] [Includes income due unrealised Rs.....]		122.87		91.51
4. Receivables [Annexure XVI]		30.27		44.23
Total (B)	-	11,206.60	-	6,756.04
Total (A + B)	-	21,817.87	-	20,120.46



[G. RAVICHANDRAN]
 JOINT DIRECTOR (ADMN)
 CENTRAL SILK BOARD
 BANGALORE



[CA A MANOHARAN]
 JOINT DIRECTOR (FINANCE)
 CENTRAL SILK BOARD
 BANGALORE

SCHEDULES FORMING PART OF INCOME & EXPENDITURE FOR THE PERIOD / YEAR ENDED 31.03.2017

[₹ in Lakhs]

SCHEDULE 12 - INCOME FROM SALES/SERVICES	Current Year	Previous Year
	2016 - 17	2015 - 16
1) Income from Sales a) Sale of Finished Goods (Annexure XV) b) Sale of Raw Material c) Sale of Scraps 2) Income from Services a) labour and Processing Charges b) Professional /Consultancy services c) Agency Commission and Brokage d) Maintenance Services(Equipment/Property) e) Others (Specify)	2,602.64	2,431.98
TOTAL	2,602.64	2,431.98


[G.RAVICHANDRAN]
 JOINT DIRECTOR (ADMN)
 CENTRAL SILK BOARD
 BANGALORE


[CA A MANOHARAN]
 JOINT DIRECTOR (FINANCE)
 CENTRAL SILK BOARD
 BANGALORE

CENTRAL SILK BOARD, BANGALORE - 560 068

SCHEDULES FORMING PART OF INCOME & EXPENDITURE FOR THE PERIOD / YEAR ENDED 31.03.2017

[₹ in Lakhs]

SCHEDULE 13- GRANTS/SUSBSIDIES	Current Year	Previous Year
	2016 - 17	2015 - 16
[Irrevocable Grants & Subsidies Received]		
1) Central Government (Annexure XIV) [49651.3 -2907.08]	46,744.22	48,018.00
2) State Government[s]		
3) Government Agencies		
4) Institutions/Welfare Bodies		
5) International Organisations		
6) Others [Specify]		
TOTAL	46,744.22	48,018.00


[G.RAVICHANDRAN]

JOINT DIRECTOR (ADMN)
CENTRAL SILK BOARD
BANGALORE


[CA A MANOHARAN]


JOINT DIRECTOR (FINANCE)
CENTRAL SILK BOARD
BANGALORE


CENTRAL SILK BOARD, BANGALORE - 560 068

SCHEDULES FORMING PART OF INCOME & EXPENDITURE FOR THE PERIOD / YEAR ENDED 31.03.2017

[₹ in Lakhs]

SCHEDULE 14- FEES/SUBSCRIPTIONS	Current Year	Previous Year
	2016 - 17	2015 - 16
1) Entrance Fees 2) Annual Fees/Subscriptions 3) Seminar/Programme Fees 4) Consultancy Fees 5) Others [Specify]		
TOTAL	0.00	0.00


[G.RAVICHANDRAN]
JOINT DIRECTOR (ADMN)
CENTRAL SILK BOARD
BANGALORE


[CA A MANOHARAN]
JOINT DIRECTOR (FINANCE)
CENTRAL SILK BOARD
BANGALORE

CENTRAL SILK BOARD, BANGALORE - 560 068

SCHEDULES FORMING PART OF INCOME & EXPENDITURE FOR THE PERIOD / YEAR ENDED 31.03.2017

[₹ in Lakhs]

SCHEDULE 15 - INCOME FROM INVESTMENTS	Investment from Earmarked Fund	
	Current Year	Previous Year
	2016-17	2015-16
[income on Invest.from Earmarked Funds transferred to Funds]		
1) Interest		
a) On Govt. Securities		
b) Other Bonds/Debentures		
2) Dividends:		
a) On Shares		
b) On Mutual Fund Securities		
3) Rents		
4) Others [Specify] Fixed Deposits	103.24	127.69
TOTAL	103.24	127.69
TRANSFERRED TO EARMARKED FUNDS [SCHEDULE - 3]	103.24	127.69

[G.RAVICHANDRAN]

JOINT DIRECTOR (ADMN)
CENTRAL SILK BOARD
BANGALORE

[CA A MANOHARAN]

JOINT DIRECTOR (FINANCE)
CENTRAL SILK BOARD
BANGALORE

[₹ in Lakhs]

SCHEDULE 16- INCOME FROM ROYALTY,PUBLICATIONS ETC	Current Year	Previous Year
	2016 - 17	2015 - 16
1) Income from Royalty		
2) Income from publications		
3) Others [Specify]		
TOTAL	0.00	0.00



[G.RAVICHANDRAN]
JOINT DIRECTOR (ADMN)
CENTRAL SILK BOARD
BANGALORE




[CA A MANOHARAN]
JOINT DIRECTOR (FINANCE)
CENTRAL SILK BOARD
BANGALORE


CENTRAL SILK BOARD, BANGALORE - 560 068

SCHEDULES FORMING PART OF INCOME & EXPENDITURE FOR THE PERIOD / YEAR ENDED 31.03.2017

[₹ in Lakhs]

SCHEDULE 17- INTEREST EARNED	Current Year	Previous Year
	2016 - 17	2015 - 16
1) On Term Deposits		
a) With Scheduled Bank (Annexure XV)	328.85	303.41
b) With Non Scheduled Banks		
c) With Institutions		
d) Others - On Loans & others	18.09	10.13
2) On Savings Accounts:		
a) With Scheduled Bank		
b) With Non Scheduled Banks		
c) Post Office Savings Accounts		
d) Others		
3) On Loans:		
a) Employees/Staff		
b) Others		
4) Interest on Debtors and Other Receivables		
TOTAL	346.94	313.54


[G. RAVICHANDRAN]
JOINT DIRECTOR (ADMN)
CENTRAL SILK BOARD
BANGALORE


[CA A MANOHARAN]
JOINT DIRECTOR (FINANCE)
CENTRAL SILK BOARD
BANGALORE

SCHEDULES FORMING PART OF INCOME & EXPENDITURE FOR THE PERIOD / YEAR ENDED 31.03.2017

[₹ in Lakhs]

SCHEDULE 18- OTHER INCOME	Current Year	Previous Year
	2016 - 17	2015 - 16
1) Profit on Sale/Disposal of Assets a) Owned Assets b) Assets acquired out of Grants or received free of cost		
2) Export Incentives realized		
3) Fees for Miscellaneous Services		
4) Miscellaneous Income - Rent	13.61	14.05
TOTAL	13.61	14.05


[G.RAVICHANDRAN]

JOINT DIRECTOR (ADMN)
CENTRAL SILK BOARD
BANGALORE


[CA A MANOHARAN]


JOINT DIRECTOR (FINANCE)
CENTRAL SILK BOARD
BANGALORE

CENTRAL SILK BOARD, BANGALORE - 560 068

SCHEDULES FORMING PART OF INCOME & EXPENDITURE FOR THE PERIOD / YEAR ENDED 31.03.2017

[₹ in Lakhs]

SCHEDULE 19-INCREASE/(DECREASE) IN STOCK OF FINISHED GOODS & WIP	Current Year	Previous Year
	2016 - 17	2015 - 16
1) Closing Stock (Annexure IV)		
a) Finished Goods	1,054.19	877.03
b) Work in progress		
2) Less: Opening Stock		
a) Finished Goods	877.03	652.55
b) Work in progress		
	177.16	224.48


[G.RAVICHANDRAN]
JOINT DIRECTOR (ADMN)
CENTRAL SILK BOARD
BANGALORE



[CA A MANOHARAN]
JOINT DIRECTOR (FINANCE)
CENTRAL SILK BOARD
BANGALORE


CENTRAL SILK BOARD, BANGALORE - 560 068

SCHEDULES FORMING PART OF INCOME & EXPENDITURE FOR THE PERIOD/YEAR ENDED 31.03.2017

[₹ in Lakhs]

SCHEDULE.20-ESTABLISHMENT EXPENSES	Current Year 2016 - 17	Previous Year 2015 - 16
a) Salaries and Wages	12,306.67	11,786.73
b) Allowances and Bonus	13,369.87	12,487.94
c) Contribution to Provident Fund	437.31	351.91
d) Staff Welfare Expenses	470.31	643.63
f) Expenses on Employees Retirement and Terminal Benefits	8,969.91	8,193.43
TOTAL	35,554.07	33,463.64


[G.RAVICHANDRAN]
JOINT DIRECTOR (ADMN)
CENTRAL SILK BOARD
BANGALORE


[CA A MANOHARAN]
JOINT DIRECTOR (FINANCE)
CENTRAL SILK BOARD
BANGALORE


CENTRAL SILK BOARD, BANGALORE - 560 068

SCHEDULES FORMING PART OF INCOME & EXPENDITURE FOR THE PERIOD / YEAR ENDED 31.03.2017

[₹ in Lakhs]

SCHEDULE.21 - OTHER ADMINISTRATIVE EXPENSES ETC	Current Year	Previous Year
	2016 - 17	2015 - 16
a) Purchases : Raw Materials	1,779.06	1,986.42
b) Purchases : Consumable Stores	121.44	133.07
c) Electricity and Power	403.77	370.08
d) Insurance	31.20	36.41
e) Repairs and maintenance	845.94	879.03
f) Rent, Rates and Taxes	196.62	223.44
g) Vehicles Running and Maintenance	261.37	284.79
h) Postage, Telephone and Communication Charges	123.22	116.57
i) Printing & Stationery	397.51	387.46
j) Travelling and Conveyance Expenses	835.30	830.33
k) Subscription Expenses/Newspaper	13.26	21.57
l) Expenses on Fees	270.31	94.47
m) Auditors Remuneration	7.88	7.97
n) Hospitality Expenses	85.75	94.61
o) Professional Charges	249.93	239.32
p) Advertisement and Publicity	88.49	81.95
q) Demonstration & Extension Activities	443.61	568.07
r) Expenditure on Board Meetings	7.27	5.01
s) Expenditure on Other Meetings	140.88	92.87
t) Wages	127.66	-
t) Other Miscellenous Expenses	58.57	40.81
TOTAL (Amount shown in I & E A/C)	6,489.04	6,494.25


 [G.RAVICHANDRAN]
 JOINT DIRECTOR (ADMN)
 CENTRAL SILK BOARD
 BANGALORE


 [CA A MANOHARAN]
 JOINT DIRECTOR(FINANCE)
 CENTRAL SILK BOARD
 BANGALORE

SCHEDULES FORMING PART OF INCOME & EXPENDITURE FOR THE PERIOD / YEAR ENDED 31.03.2017

SCHEDULE.22-EXPENDITURE ON GRANTS, SUBSIDIES ETC	[₹ in Lakhs]	
	Current Year	Previous Year
	2016 - 17	2015 - 16
a) Expenditure Under Central Sector Scheme Programmes of States (Annexure - XIX)	7,211.87	2,000.00
b) Funds released Under Quality Certificaition System (Annexure XIX)	203.60	100.00
c) Funds released Under R&D Schemes/Seed Sector Schemes /Brand (Annexure XIX)	-	6,251.55
TOTAL (B)	7,415.47	8,351.55

SCHEDULE.23-INTEREST	[₹ in Lakhs]	
	Current Year	Previous Year
	2016- 17	2015 - 16
a) On Fixed Loans		
b) On Other Loans (including Bank charges)		
c) Others (specify)		
TOTAL	0.00	0.00


[G.RAVICHANDRAN]

JOINT DIRECTOR (ADMN)
CENTRAL SILK BOARD
BANGALORE


[CA A MANOHARAN]

JOINT DIRECTOR (FINANCE)
CENTRAL SILK BOARD
BANGALORE

**CENTRAL SILK BOARD
BANGALORE-560 068**

ANNUAL ACCOUNTS FOR THE YEAR 2016 – 2017

SIGNIFICANT ACCOUNTING POLICIES:

1. FIXED ASSETS:

- a. Fixed Assets are shown at Actual Cost by including all the incidental expenses incurred in acquiring assets .
- b. Almost all the Assets acquired on free of cost are valued on the basis of particulars available and information furnished by the respective authorities.
- c. The Fixed Assets include unserviceable articles which could not be quantified.
- d. Unserviceable Fixed Assets are disposed off as per the procedures laid down in the General Financial Rules and Book values are adjusted in the Balance Sheet.

2. DEPRECIATION:

Depreciation on the Assets is provided on Straight line method. The Depreciation on the additions of assets during the year is provided on pro-rata basis, i.e., full year depreciation is charged for those additions made on or before 30th September and half year depreciation for additions made on or after 1st October. The depreciation amount is calculated the cost of the Assets less its estimated residual value. The rates of depreciation adopted are : [1] Land – Nil, [2] Buildings and Other Original Works – 1.63 %, [3] Tools, Plant and Machinery – 4.75 %, [4 (i)] Furniture and Office Equipments – 6.33 %, [4 (ii)] Electronic Data Processors including Computers & Printers – 16.21%, [5] Vehicles – 9.50 %, [6] Fans and Fixture – 6.33 % and [7] Library Books – 4.75 %.

3. RECEIPTS & PAYMENTS ACCOUNT:

Actual Expenses paid and receipts received are taken in the Receipts & Payment Account.

4. LOANS & ADVANCES:

All employee's loans and advances are shown in the Books of Accounts in accordance with the General Financial Rules.

5. RETIREMENT BENEFITS:

Retirement Benefits are booked as and when paid.

6. INCOME & EXPENDITURE ACCOUNT:

The Income & Expenditure Account is prepared on accrual basis.

7. The financial statements are prepared on the basis of historical cost basis.

8. EARMARKED FUNDS:

There are Earmarked Funds at CSB. The investments are made out of the said funds. The Income / Interest earned out of the investments of the said funds are directly credited to the respective funds as per the Generally Accepted Accounting Principles. Further, the Income accrued to these Earmarked Funds by way of sales, etc are also directly credited to the said funds since the same are not CSB's Income.

9. PROFORMA ACCOUNTS:

Govt. of India has sanctioned specific funds for the operation of the Raw Material Banks and also the Price Stabilization Schemes. The Annual Accounts Statements of the above said specific funds are separately shown in the Annual Accounts of the CSB which is conventionally & consistently followed.

10. CLOSING STOCK

The value of the closing stock of Dfls at the units is valued at Market price or cost price whichever less in respect of Working Capital.

The quantity of closing stock generated by the CSB units during Research activities is disclosed in the Notes on Accounts separately.

11. SALES

Sales are recognized when the substantial ownership is transferred to the Buyer. Sales are stated exclusive of returns and applicable discounts and allowances.

12. SUNDRY DEBTORS:


The Sundry Debtors include the amounts pertaining to the earlier years. The details of the write off proposals sent to the MOT seeking approval thereon will be indicated under Notes on Accounts. If the chances of recovery of Sundry Debtors are remote, refused or disputed, etc then provision for bad & doubtful debts would be made in the Annual accounts accordingly.

13. EPF:

The Skilled Farm Workers of CSB are covered under Employees Provident Fund Act and Misc. Provisions Act, 1952 and accordingly contributions are paid.

14. PENSIONARY BENEFITS:

The terminal benefits including Pension requirements are included in the Budget Estimates which were considered and sanctioned by the Ministry and met out of the Grants-in-Aid.


[G. RAVI CHANDRAN]
JOINT DIRECTOR (ADMN.)


[CA.A. MANOHARAN]
JOINT DIRECTOR (FINANCE)

**CENTRAL SILK BOARD
BANGALORE-560 068.**

ANNUAL ACCOUNTS FOR THE YEAR 2016- 2017

NOTES FORMING PART OF ACCOUNTS:

1. Central Silk Board is a Statutory Body functioning under the administrative control of Ministry of Textiles, Government of India. The Ministry Sanctions Grants-in-Aid through Central Budget for implementation of various schemes.
2. Contingent Liabilities not acknowledged as debt :
 - a. Letters of credit opened by Bank on behalf of CSB is NIL as on 31.03.2017.
 - b. Three court cases had been filed against CSB i.e.,
 - (i) Land Losers had filed a case seeking higher / additional compensation for the land acquired for CSR&TI Mysore.
 - (ii) SBI Hindupur had filed a case against M/s. Indian Silk Mills for recovery of loan amount sanctioned and CSB is not involved in the process of sanction of loan but named as Second Party.
 - (iii) M/s. Meghdoot House Building Society, Mumbai had filed a case against the judgement passed by small Cause Court, Mumbai in favour of CSB with regard to claiming of Mesne profit in respect of building occupied by CSB earlier and at present the same had been vacated.
3. In the opinion of the Management, the current assets, loans and advances have a value on realization in the ordinary course of business, equal at least to the aggregate amount shown in the Balance Sheet.
4. Central Silk Board surrenders, all Miscellaneous Receipts except those recoveries specifically mentioned for schemes which are retained, to Government of India.
5. Central Silk Board does not have any Secured Loans and unsecured loans as on 31.03.2017.
6. The GPF & EIS Annual Accounts are annexed separately since these are Employee's funds and not related to the GIA.
7. Wherever regrouping is required, the same has been done for the previous year to have uniformity in disclosure.
8. Schedules 1 to 25 are annexed to and form an integral part of Balance sheet as at 31.03.2017 and the Income and Expenditure Amount for the year ended 31.03.2017. In order to give more information to the schedules, Annexures are enclosed wherever required for Balance Sheet, Income & Expenditure Account and Receipts & Payments Account. The Annexures of the Annual Accounts are part of the Notes on accounts.
9. Accounting Policies are followed consistently.
10. While preparing the Annual Accounts, guidelines provided by the C&AG from time to time in the new formats, were followed.

11. In the Income & Expenditure Account a sum of ₹ 7.88 lakhs being the Audit Fees pertaining to the previous years is booked under the head Audit Fees since CSB does not have the details of Audit Fees payable.
12. A sum of ₹.9.84 crores available under ARD Head as commented by C&AG during previous year (2015-16) had been fully utilized during the current year (2016-17) for the purpose for which it was sanctioned.
13. The implementation of CDP is in progress in so far as the funds of ₹.7.73 crores released to the three State Governments during the year 2014-15.
14. A sum of ₹.6.00 crores is lying in the LC Account opened in favour of manufacturers for supply of machineries to the beneficiaries during the previous years shown as advance pending its settlement.
15. The closing stock of the products generated during the research activities carried out by CSB as on 31.03.2017 are :
(a) Mulberry Cocoons - 690.75 Kgs, Eri cocoons- 57.64 kgs & Non-Mulberry Cocoons - 86.60 lakhs ; (b) Mulberry Pierced Cocoons- 1072.63 kgs & Non-Mulberry Pierced Cocoons - 22.91 lakhs; (c) DFLs 5,14,312 Nos, Muga DFLs - 16367 nos; (d) Raw Silk 500.56 Kgs ; (e) Silk Fabrics -477.51 mts; (f) Reeling Waste-11.43 Kgs; (g) Tested silk waste- 13.456 Kgs; (h) Filmsy Muga Cocoons- 4820 nos; (i) Spun Silk Yarn Tasar- 11.78 kgs and (j) Spun silk Eri-8.00 kgs.


[G.RAVICHANDRAN]
JOINT DIRECTOR (ADMN.)


[CA A MANOHARAN]
JOINT DIRECTOR (FINANCE)

CENTRAL SILK BOARD, BANGALORE 560 068

RECEIPTS AND PAYMENTS FOR THE PERIOD / YEAR ENDED 31.03.2017

[₹ in Lakhs]

SL. NO	RECEIPTS	CURRENT YEAR 2016 - 17	PREVIOUS YEAR 2015 - 16	SL. NO	PAYMENTS	CURRENT YEAR 2016 - 17	PREVIOUS YEAR 2015 - 16
I.	Opening Balances			I	Expenses		
	a) Cash in hand (Annexure V)	0.10	0.10		a) Establishment Expenses	35283.65	33408.74
	b) Bank Balances				b) Administrative Expenses	3954.97	3753.91
	1) In current accounts (Annexure V)	6200.38	3579.21	II	Payments made against funds for various projects		
	2) In deposit accounts				a) Catalytic Development Programme to States (Sch.22)	0.00	2000.00
	3) Savings accounts		0.97		b) Releases under R & D Schemes/ Seed Sector/QCS/Brand (Sch 22)	7415.47	6351.54
	4) Remittance in Transit						
II	Grants Received			III	Investments, payments and deposit made		
	a) From Government of India (Annex. XIV)	49651.30	48018.00		a) Out of Earmarked /Endowment Funds (Ann XVIII)	1484.03	761.74
	b) From State Government				b) Out of own Funds (Investment-others)		
III	Income on Investment & Others from			IV	Expenditure on Fixed Assets (Annexure - XIX)		
	a) Earmarked/Endow. Funds (Ann XVIII)	1525.37	668.44		a) Purchase of Fixed Assets	393.51	446.18
	b) Own funds (Other Investment)			IV (A)	Expenditure on Advance Deposits, etc (Ann XIX)		
IV	Interest Received				a) Recoverable Advance to Employees	152.83	205.98
	a) On Bank deposits				b) Advance Deposits for Civil, Telephone etc.	2450.87	1851.65
	b) Loans. Advances etc.,			V	Refund of surplus money/ Loans		
V	Amount Borrowed						
VI	Other Income (Specify)			VI	Finance Charges (Interest)		

Cont'd....

[₹ in Lakhs]

SL. NO	RECEIPTS	CURRENT YEAR 2016 - 17	PREVIOUS YEAR 2015 - 16	SL. NO	PAYMENTS	CURRENT YEAR 2016 - 17	PREVIOUS YEAR 2015 - 16
VII	Any other receipts (give details)			VII	Other Payments (Specify)		
	1. RMB, Chaibasa	341.32	301.27		1. RMB, Chaibasa	344.40	339.06
	2. MRMB, Sibsagar	84.20	51.14		2. MRMB, Sibsagar	83.39	57.38
	3. P.S.S.	1861.76	3.56		3. P.S.S.	1862.15	3.33
	4. NSSO, R.C.	2994.34	3202.31		4. NSSO R.C.	2480.78	3152.16
	5. Revolving Funds	62.66	71.84		5. Revolving Funds	53.86	74.17
	7)EMD/Security Deposits (Annexure I)	519.99	280.87		7)EMD/Security Deposits (Annexure I)	487.09	291.37
	8)Other Receipts for Disbursement	1369.58	4166.25		8)Other Receipts for Disbursement	4166.25	2293.50
	9)Funds from other sources (Annex - XVIII)	2617.46	8274.71		9)Funds from other sources (Annex - XVIII)	2953.32	7423.56
	10) Undisbursed Amount	16.36	3.95		10)Undisbursed Amount	16.41	3.90
	11) Miscellaneous Income	1502.15	1293.54		11) Miscellaneous Income -Surrender to GOI	1502.29	1297.51
				VIII	Closing Balances		
					a. Cash in hand	0.10	0.10
					b. Bank Balances		
					i) In Currents Accounts (Annexure - V)	3658.22	6200.38
					ii) In Deposit Accounts		
					iii) Savings Accounts		
					iv) Remittance in Transit (Annexure VI)	3.38	
	TOTAL :	68746.97	69916.16		TOTAL :	68746.97	69916.16


[G. RA VICHANDRAN]
JOINT DIRECTOR (ADMN)
CENTRAL SILK BOARD
BANGALORE


[CA A MANOHARAN]
JOINT DIRECTOR (FINANCE)
CENTRAL SILK BOARD
BANGALORE


[R.SATHISH KUMAR]
DIRECTOR (FINANCE) &
MEMBER SECRETARY I/C
CENTRAL SILK BOARD
BANGALORE


CENTRAL SILK BOARD BANGALORE


ANNEXURE - I

DETAILS OF EMD / CMD / SMD FOR 2016-2017

[₹. IN LAKHS]

Sl. NO.	Name of the Accounting Unit	Opening Balance as on 01-04-2016	Receipts during 2016-17	Payments during 2016-17	Closing Balance as on 31.3.2017
1	Board's Secretariat	7.03	7.22	6.36	7.89
2	R.O.Guwahati	0.00	0.03	0.03	0.00
3	R.O.Kolkatta	1.91	1.00	2.05	0.86
5	RO Chennai	0.00	0.08	0.08	0.00
6	R.O. Bhubaneswar	0.00	0.21	0.00	0.21
6	R O Chaibasa	0.00	0.08	0.08	0.00
7	C.S.R.&T.I.,Mysore	5.20	7.63	6.30	6.53
8	C.S.R.&T.I.,Berhampore	6.38	15.10	13.50	7.98
9	C.T.R.&T.I., Ranchi	2.88	3.76	3.25	3.39
10	BTSSO, Bilaspur	1.36	2.11	2.35	1.12
11	C.S.T.R.I.,Bangalore	11.36	14.99	5.12	21.23
12	N.S.S.O.,Bangalore	22.24	56.11	47.03	31.32
13	C.S.R.&T.I., Pampore	0.64	4.98	3.39	2.23
14	C.M.E.R.&T.I., Jorhat	3.21	3.67	3.60	3.28
15	C.S.G.R.C., Hosur	0.71	1.84	1.12	1.43
16	Seribiotech Res.Lab.B'lore	3.82	6.02	7.79	2.05
17	M.S.S.O., Guwahati	2.03	14.26	12.06	4.23
18	NSSO Revolving Fund	0.43	380.90	372.98	8.35
	TOTAL	69.20	519.99	487.09	102.10


 (G. RAVICHANDRAN)
 JOINT DIRECTOR (ADMN.)
 CENTRAL SILK BOARD
 BANGALORE-560 068.


 (CA A MANOHARAN)
 JOINT DIRECTOR (FINANCE)
 CENTRAL SILK BOARD
 BANGALORE-560 068.

CENTRAL SILK BOARD
BANGALORE-560 068.

ANNEXURE II

BALANCES OF ADVANCES RECEIVED FOR SUPPLIES AS ON 31.03.2017

SL.NO	PARTICULARS	OPENING BALANCE	CREDITS	DEBITS	[₹.in Lakhs] CLOSING BALANCE
1	RO Kolkatta	0.56	4.17	4.04	0.69
2	CSR&TI Mysore	0.43	4.68	4.74	0.37
3	BTSSO Bilaspur	4.98	0.00	3.97	1.01
4	NSSO Bangalore	19.31	1.72	1.72	19.31
5	NSSO- RC Fund	40.70	363.66	350.27	54.09
15	TOTAL	65.98	374.23	364.74	75.47


(G.RAVICHANDRAN)
JOINT DIRECTOR (ADMN.)
CENTRAL SILK BOARD
BANGALORE-560 068


(CA A MANOHARAN)
JOINT DIRECTOR (FINANCE)
CENTRAL SILK BOARD
BANGALORE-560 068


CENTRAL SILK BOARD
BANGALORE-560068


[Annexure - III]

STATEMENT SHOWING THE OTHER LIABILITIES AS ON 31.3.2017

[₹. IN LAKHS]

SL.NO.	NAME OF THE UNIT	SALARY DEDUCTION	ARD		UN SUR MISC RTS/GIA	GSLIS/PEN.CONT./Pen.ID
			Regular	Others		
1	Board Secretariat		4.39	7.00		(12.83)
2	RO, Kolkatta		0.01	-		
3	RO. Guwahati		0.15	-		
4	CSR&TI, Mysore		2.73	3.80		
5	CSR&TI, Berhampore	0.01	0.22	9.33		
6	CTR&TI, Ranchi		6.16	0.47		
7	CSR&TI Pampore		-	-		
8	CSTRI, Bangalore		1.81	20.17	1,076.08	
9	NSSO, Bangalore		1.40	2.87		
10	BTSSO, Bilaspur	0.01	0.20	2.25	0.03	
	Total	0.02	17.06	45.89	1,076.11	(12.83)


(G. RAVICHANDRAN)
JOINT DIRECTOR (ADMN.)
CENTRAL SILK BOARD
BANGALORE-560 068.


(CA A MANOHARAN)
JOINT DIRECTOR (FINANCE)
CENTRAL SILK BOARD
BANGALORE-560 068.


CENTRAL SILK BOARD
BANGALORE-560 068


[ANNEXURE - IV]

SUNDRY DEBTORS/STOCK AS ON 31.03.2017

[₹. IN LAKHS]

SL.NO.	NAME OF THE UNIT	AMOUNT
1	CSR&TI, Mysore :	0.88
2	CTR&TI, Ranchi	3.55
3	CST&RI, BANGALORE	12.13
4	CSR&TI, PAMPORE	0.38
5	CMER&TI, Lahdoigarh	5.15
6	MSSO, Guwahati	38.31
7	BTSSO, Bilaspur	169.93
8	BTSSO, Bilaspur - Rev.Funds	19.48
9	NSSO, Bangalore	
10	DFLS (SSPCs)	792.45
11	DFLS (FARMS)	36.66
12	MULBERRY CUTTINGS	1.80
13	MULBERRY SAPLINGS	4.27
14	COCOONS	4.26
15	SSTL, Kodathi	0.01
16	Eri SSPCs	28.38
17	Muga SSPC,Kaliabari	10.68
	Total	1,128.32
	Closing Stock	
1	ERI RMB - Hyderabad	0.37
2	NSSO Bangalore	1,053.82
	Total	1,054.19


(G. RAVICHANDRAN)
JOINT DIRECTOR (ADMN.)
CENTRAL SILK BOARD
BANGALORE-560 068.


(CA A. MANOHARAN)
JOINT DIRECTOR (FINANCE)
CENTRAL SILK BOARD
BANGALORE-560 068.


**CENTRAL SILK BOARD
BANGALORE - 560 068**


ANNEXURE - V

DETAILS OF CASH & BANK BALANCES

[₹. IN LAKHS]

SL. NO.	PARTICULARS	AS ON 31.03.2016	AS ON 31.03.2017
1	Permanent Advance (Imprest)	0.10	0.10
2	Salary Deductions	7.42	0.02
3	Refundable Deposits	69.20	102.10
4	Revolving/Working Capital	517.28	616.18
5	Amt. Recd for D'ment	4,158.83	119.07
6	Earmarked Funds Part I	16.14	227.68
7	Earmarked Funds Part II	1,223.35	1,425.55
8	External agencies	-	5.56
9	Unsurrendered funds	119.54	1,076.10
	TOTAL - I	6,111.86	3,572.36
	TRADING FUNDS		
10	Muga Raw Material Bank, Sivsagar	5.36	6.17
11	Raw Material Bank, Chaibasa	82.87	79.79
12	Price Stabilisation Scheme	0.39	-
	TOTAL - II	88.62	85.96
	GRAND TOTAL (I + II)	6,200.48	3,658.32


**(G.RAVICHANDRAN)
JOINT DIRECTOR (ADMN.)
CENTRAL SILK BOARD
BANGALORE-560 068.**


**(CA. A.MANOCHARAN)
JOINT DIRECTOR (FINANCE)
CENTRAL SILK BOARD
BANGALORE-560 068.**


CENTRAL SILK BOARD
BANGALORE-560 068.


REMITTANCE IN TRANSIT AS ON 31.03.2017

Annexure - VI

[₹. IN LAKHS]

SL NO	NAME OF THE UNIT	PARTICULARS	AMOUNT ₹
1	NSSO BANGALORE	WORKING CAPITAL	3.38
		TOTAL	3.38


(G.RAVICHANDRAN)
JOINT DIRECTOR (ADMN.)
CENTRAL SILK BOARD
BANGALORE-560 068.


(CA A MANOHARAN)
JOINT DIRECTOR (FINANCE)
CENTRAL SILK BOARD
BANGALORE-560 068.

CENTRAL SILK BOARD, BANGALORE - 560 068

[ANNEXURE - VII]

DETAILS OF LOANS & ADVANCES AS ON 31-03-2017

[₹ in Lakhs]

SL. NO.	Name of Accounting Unit	M.C.A.	C.A.	FESTIVAL ADVANCES	COMPUTER ADVANCE	OTHER ADVANCES	TA/TTA/LTC ADVANCES	DEPT. / CONTINGENT ADVANCES	CLO. BALANCE AS ON 31-03-2017
1	2	3	4	5	6	7	8	9	10
1	Board's Secretariat	3.04		1.34	15.23		14.47	0.08	34.16
2	R. O., New Delhi			0.19					0.19
3	R. O. Kolkota			0.34			0.48	0.01	0.83
4	R. O., Jammu								0.00
5	R. O., Mumbai			0.07					0.07
6	R. O., Chennai	0.27							0.27
7	R. O., Hyderabad	0.02		0.05	2.21				2.28
8	R. O., Bhubaneswar	0.12		0.10					0.22
9	R. O., Guwahati	0.10	0.01	0.21	1.28				1.60
10	R. O., Lucknow	0.14		0.03					0.17
11	R M B, Chaibasa	0.05	0.01	0.23	0.26				0.55
12	M.R.M.B., Sibsagar	0.03		0.10	1.73				1.86
13	C.C., Varanasi	0.00	0.00		0.00	0.00	0.00	0.00	

Contd.....

[₹ in Lakhs]

CLO. BALANCE

AS ON
31-03-2017

10

SL. NO.	Name of Accounting Unit	M.C.A.	C.A.	FESTIVAL ADVANCES	COMPUTER ADVANCE	OTHER ADVANCES	TA/TTA/LTC ADVANCES	DEPT. / CONTINGENT ADVANCES	CLO. BALANCE
1	2	3	4	5	6	7	8	9	10
14	C.S.R.&T.I., Mysore	4.54	0.55	3.01	25.20		1.99	0.14	35.43
15	C.S.R.&T.I., Berhampore	0.60	0.09	3.71	3.41	0.68	4.91	4.56	17.96
16	C.T.R.&T.I., Ranchi	0.07	0.16	2.51	5.43	1.90	3.68	0.51	14.26
17	B.T.S.S.O., Bilaspur	0.79	0.13	2.56	2.36		2.53	0.28	8.65
18	N.S.S.O., Bangalore	2.08	0.72	7.81	13.98		1.74	0.09	26.42
19	C.S.T.R.I., Bangalore	1.81	0.04	1.60	10.86		5.31	1.14	20.76
20	C.S.R.&T.I., Pampore	0.72	0.08	1.05		0.05	1.33	1.12	4.35
21	C.M.E.R.&T.I., Lahdoigarh	0.34	0.33	1.73	8.40		1.12	0.08	12.00
22	CSGRC, Hosur	0.58		0.37	0.71				1.66
23	S.B.R.L., Kodathi			0.11	0.02				0.13
24	M.S.S.O., Guwahati	1.92	0.05	1.78	9.56		0.60	10.00	23.91
25	ERI SSPCs (Hosur)	-	-	-	-	-	-	-	-
	GRAND TOTAL	17.22	2.17	28.90	100.64	2.63	38.16	18.01	207.73

G. Ravichandran
 [G. RAVICHANDRAN]
 JOINT DIRECTOR [ADMN.]
 CENTRAL SILK BOARD
 BANGALORE -560 068

A. Manoharan
 [CA: A. MANOHARAN]
 JOINT DIRECTOR (FINANCE)
 CENTRAL SILK BOARD
 BANGALORE -560 068

**CENTRAL SILK BOARD
BANGALORE-560 068.**

[ANNEXURE VIII]

LOANS TO OTHER AGENCIES BALANCE AS ON 31.03.2017

[₹. IN LAKHS]

SL.NO	NAME OF THE AGENCY	PURPOSE	AMOUNT
1	Director of Sericulture, Govt. of Andhra Pradesh	Working Capital Loan	20.00
2	Eri SSPCs	Working Capital Loan	2.00
	TOTAL-I		22.00
4	Interest Accrued		122.87
	TOTAL-II		122.87
	GRAND TOTAL (I + II)		144.87


 (G. RAVICHANDRAN)
 JOINT DIRECTOR (ADMN.)
 CENTRAL SILK BOARD
 BANGALORE-560 068.


 (CA A MANOHARAN)
 JOINT DIRECTOR (FINANCE)
 CENTRAL SILK BOARD
 BANGALORE-560 068.

CENTRAL SILK BOARD, BANGALORE - 560 068

[ANNEXURE - IX]

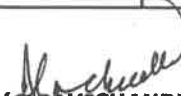
DETAILS OF ADVANCE DEPOSITS AS ON 31.03.2017

										[₹ in Lakhs]
SL. NO.	Name of the Accounting Unit	CPWD / RITES STATE PWD ETC.,	TELEPHONE / TELEX	ELECTRICITY	RENT	OTHER MISC. DEPOSITS	ADVANCE EPF Contrbn.	ADVANCE GSLIS	ADVANCES WORKING CAPITAL	CLO. BALANCE AS ON 31.03.2017
1	2	3	4	5	6	7	8	9	10	11
1	Board's Secretariat	797.88	3.68	5.00		55.47		0.74		862.77
2	R. O., New Delhi		0.18	0.66	9.80	0.20				10.84
3	R. O. Kolkota	9.67	0.55	0.72	0.01	0.06		0.02		11.03
4	R. O., Jammu		0.07							0.07
5	R. O., Mumbai	2.77		0.16		5.09				8.02
6	R. O., Chennai				3.60	0.02				3.62
7	R. O., Hyderabad		0.04			0.05				0.09
8	R. O., Bhubaneswar		0.06	0.05						0.11
9	R. O., Guwahati				1.57					1.57
10	R. O., Lucknow		0.01			0.06				0.07
11	RMB, Chaibasa		0.01	0.22						0.23
12	M.R.M.B., Sibsagar					0.01				0.01
13	C.C., Varanasi	-	-	-	-	-	-	-	-	-

Contd.....

[₹ in Lakhs]

SL. NO.	Name of the Accounting Unit	CPWD / RITES STATE PWD ETC.,	TELEPHONE / TELEX	ELECTRICITY	RENT	OTHER MISC. DEPOSITS	ADVANCE EPF Contrbn.	ADVANCE GSLIS	ADVANCES WORKING CAPITAL	CLO. BALANCE AS ON 31 - 03 - 2017
1	2	3	4	5	6	7	8	9	10	11
14	C.S.R.&T.I., Mysore	153.06	2.09	17.64	0.20	66.47		0.02		239.48
15	C.S.R.&T.I., Berhampore	329.16	0.73	11.31	0.02	8.69				349.91
16	C.T.R.&T.I., Ranchi	123.16	0.99	9.28	0.06	5.24		0.10		138.83
17	B.T.S.S.O., Bilaspur	640.12	0.37	0.52	0.03	8.74	0.38			650.16
18	N.S.S.O., Bangalore	1,107.10	1.35	39.21	0.24	3.29		0.01	0.85	1,152.05
19	C.S.T.R.I., Bangalore	4.85	0.45	5.19		2,203.83				2,214.32
20	C.S.R.&T.I., Pampore/Srinagar	172.51	0.68	5.29		8.28				186.76
21	C.M.E.R.&T.I., Lahdoigarh	1,013.88	0.18	0.90		16.01				1,030.97
22	CSGRC, Hosur	10.92	0.07	2.33		8.84				22.16
23	S.B.R.L., Kodathi	52.06	0.01			6.83				58.90
24	M.S.S.O., Guwahati	3,621.94	0.25		0.06	1.02				3,623.27
25	ESSO / MUGA - SSPC's								0.11	0.11
26	ERMB, HYDERABAD								5.00	5.00
	Grand Total	8,039.08	11.77	98.48	15.59	2,398.20	0.38	0.89	5.96	10,570.35


(G. RAVICHANDRAN
JOINT DIRECTOR [ADMN.]
CENTRAL SILK BOARD
BANGALORE -560 068


[CA A MANOHARAN]
JOINT DIRECTOR [FINANCE]
CENTRAL SILK BOARD
BANGALORE -560 068


**CENTRAL SILK BOARD
BANGALORE-560 068.**


INTEREST ACCRUED AS ON 31.03.2017 OUT OF EARMARKED FUNDS

(Annexure -X)

[₹. IN LAKHS]

SL.NO.	NAME OF THE UNIT	PARTICULARS	CURRENT YEAR	
			2016 - 2017	
1	Central Office, Bangalore	Gold Medal		0.20
		Labour Welfare Fund		0.46
		Indian Silk		0.18
		Reserch and Development Fund		27.05
		Training Fund		2.16
		Seth Baldev Shah (PGDS)		0.17
2	CSR&TI, Mysore	Training Fund		1.62
		Farm Development Fund		24.08
3	NSSO, Bangalore	Training Fund		0.35
4	CSR&TI, Berhampore	Training Fund		1.60
5	CSTRI Bangalore	Training Fund		1.17
6	CTR&TI Ranchi	Training Fund		0.81
7	CSR&TI Pampore	Training Fund		0.04
TOTAL :				59.89


(G. RAVICHANDRAN)
JOINT DIRECTOR (ADMN.)
CENTRAL SILK BOARD
BANGALORE-560 068.


(CA A. MANOHARAN)
JOINT DIRECTOR (FINANCE)
CENTRAL SILK BOARD
BANGALORE-560 068.


**CENTRAL SILK BOARD
BANGALORE-560 068.**

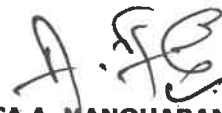
INTEREST ACCRUED AS ON 31.03.2017 OUT OF OTHER THAN EARMARKED FUNDS

(Annexure -XI)

[₹. IN LAKHS]

SL.NO.	NAME OF THE UNIT	PARTICULARS	CURRENT YEAR 2016 - 2017
1	Central Office, Bangalore	P3D Eri RMB	0.02 10.68
2	NSSO, Bangalore	Working Capital Fund	182.34
3	CMERTI Lahdoigarh	Deposits	0.21
4	Muga SSPC Guwahati	Working Capital Fund	0.01
5	Eri SSPC Guwahati	Working Capital Fund	0.23
		TOTAL :	193.49


(G. RAVICHANDRAN)
JOINT DIRECTOR (ADMN.)
CENTRAL SILK BOARD
BANGALORE-560 068.



(CA A. MANOHARAN)
JOINT DIRECTOR (FINANCE)
CENTRAL SILK BOARD
BANGALORE-560 068.


**CENTRAL SILK BOARD
BANGALORE-560 068.**

INVESTMENTS MADE OUT OF EARMARKED FUNDS AS ON 31.3.2017

(ANNEXURE -XII)

SL.NO.	NAME OF THE UNIT	PARTICULARS	₹. IN LAKHS]
			CURRENT YEAR 2016 - 2017
	EARMARKED FUNDS		
1]	Central Office, Bangalore	Gold Medal	2.27
		Labour Welfare Fund	5.70
		Scholarship Fund	10.00
		Indian silk	30.52
		Research & Development Fund	173.35
		Training Fund	14.61
		Seth Baldev Shah (PGDS)	2.21
		VSMPC	52.38
2]	CSR & TI, Mysore	Training Fund	48.70
		Farm Development Fund	439.43
3]	NSSO Bangalore	Training Fund	11.84
4]	CSR & TI, Berhampore	Training Fund	18.65
5]	CSTRI, Bangalore	Training Fund	15.98
6]	CTR&TI Ranchi	Training Fund	26.96
7]	CSR&TI Pampore.	Training Fund	11.76
		TOTAL - EARMARKED FUNDS	864.36


(G. RAVICHANDRAN)
JOINT DIRECTOR (ADMN.)
CENTRAL SILK BOARD
BANGALORE-560 068.


(CA A MANOHARAN)
JOINT DIRECTOR (FINANCE)
CENTRAL SILK BOARD
BANGALORE-560 068.


**CENTRAL SILK BOARD
BANGALORE-560 068.**


INVESTMENTS AS ON 31.3.2017 OF OTHER THAN EARMARKED FUNDS

(ANNEXURE-XIII)

[₹. IN LAKHS]

SL. NO.	NAME OF THE UNIT	PARTICULARS	CURRENT YEAR 2016 - 2017
1]	Central Office, Bangalore	P3D	0.24
		Eri RMB	136.64
2)	NSSO, Bangalore	Working Capital Fund	3,605.58
3)	CMER&TI Lahdoigarh	Deposits	239.20
4)	Muga SSPC Guwahati	Working Capital Fund	4.00
5)	Eri.SSPC Guwhati	Working Capital Fund	3.00
		TOTAL - OTHERS	3,988.66


(G.RAVICHANDRAN)
JOINT DIRECTOR (ADMN.)
CENTRAL SILK BOARD
BANGALORE-560 068.


(CA.A.MANOCHARAN)
JOINT DIRECTOR (FINANCE)
CENTRAL SILK BOARD
BANGALORE-560 068.

CENTRAL SILK BOARD, BANGALORE-560 068 GRANTS IN AID RELEASED BY THE MINISTRY DURING THE YEAR 2016 - 2017			
[Rs. in lakhs]			
Date of release of GIA	NON PLAN	PLAN	GRAND TOTAL
Carrief forward from 2015-16	-	-	-
No.25014/7/2016-Silk(1) dated 19.04.2016	5,583.00	-	5,583.00
	-	-	-
No25014/8/2016-Silk(PG)(1) dated 21.04.2016	-	833.30	833.30
No25014/8/2016-Silk(PC)(1) dated 21.04.2016	-	599.00	599.00
No25014/8/2016-Silk(PGSC)(1) dated 21.04.2016	-	408.30	408.30
No25014/8/2016-Silk(PCSC)(1) dated 21.04.2016	-	416.70	416.70
No25014/8/2016-Silk(PGT)(1) dated 21.04.2016	-	16.70	16.70
No25014/8/2016-Silk(PCT)(1) dated 21.04.2016	-	16.70	16.70
No25014/8/2016-Silk(PNEG)(1) dated 28.04.2016	-	217.50	217.50
No25014/8/2016-Silk(PNEC)(1) dated 28.04.2016	-	166.70	166.70
	-	-	-
No.25014/7/2016-Silk(2) dated 24.05.2016	11,167.00	-	11,167.00
No25014/8/2016-Silk(PG)(2) dated 26.05.2016	-	2,083.35	2,083.35
No25014/8/2016-Silk(PC)(2) dated 26.05.2016	-	1,498.00	1,498.00
	-	-	-
No25014/8/2016-Silk(PNEC)(2) dated 09.06.2016	-	416.65	416.65
	-	-	-
No.25014/7/2016-Silk(3) dated 06.09.2016	2,760.00	-	2,760.00
No25014/8/2016-Silk(PGSC)(2) dated 08.09.2016	-	35.90	35.90
No25014/8/2016-Silk(PCSC)(2) dated 08.09.2016	-	1,412.40	1,412.40
No25014/8/2016-Silk(PGT)(2) dated 08.09.2016	-	83.30	83.30
No25014/8/2016-Silk(PCT)(2) dated 08.09.2016	-	83.30	83.30
No.25014/7/2016-Silk(4) dated 15.09.2016	5,615.00	-	5,615.00
No25014/8/2016-Silk(PG)(3) dated 30.09.2016	-	1,042.00	1,042.00
No25014/8/2016-Silk(PC)(3) dated 30.09.2016	-	1,498.00	1,498.00
	-	-	-
No25014/8/2016-Silk(PNEG)(2) dated 17.10.2016	-	382.50	382.50
No25014/8/2016-Silk(PNEC)(2) dated 17.10.2016	-	416.65	416.65
No.25014/7/2016-Silk(5) dated 30.11.2016	800.00	-	800.00
No25014/8/2016-Silk(PG)(4) dated 16.12.2016	-	1,041.35	1,041.35
No.25014/7/2016-Silk(6) dated 21.12.2016	7,575.00	-	7,575.00
No25014/8/2016-Silk(PNEG)(3) dated 3.2.2017	-	705.00	705.00
No25014/8/2016-Silk(PGT)(3) dated 8.3.2017	-	650.00	650.00
No25014/8/2016-Silk(PC)(4) dated 8.3.2017	-	1,000.00	1,000.00
No25014/8/2016-Silk(PG)(5) dated 8.3.2017	-	378.00	378.00
No.25014/7/2016-Silk(7) dated 30.03.2017	750.00	-	750.00
TOTAL :	34,250.00	15,401.30	49,651.30

(G. Ravichandran)
(G. RAVICHANDRAN)
JOINT DIRECTOR (ADMN.)
CENTRAL SILK BOARD
BANGALORE-560 068

(CA A Manoharan)
(CA A MANOHARAN)
JOINT DIRECTOR (FINANCE)
CENTRAL SILK BOARD
BANGALORE-560 068

CENTRAL SILK BOARD, BANGALORE - 560 068

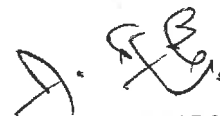
SALES AND INTEREST EARNED OUT OF THE REVOLVING FUNDS FOR THE YEAR 2016-17

[ANNEXURE - XV]

[₹. IN LAKHS]			
SL. NO.	NAME OF THE UNIT	SALES	INTEREST EARNED
1	Muga SSPC Kaliabari	17.24	0.19
2	ERI SSPCS Guwahati	21.43	0.36
3	Eri RMB,Hyderabad	0.07	16.68
4	MYSORE, VIJYATHA	6.77	-
5	NSSO, W C fund BANGALORE	2389.68	311.62
6	CTR&TI Ranchi	1.44	0.00
7	BTSSO Bilaspur	143.92	
8	MSSO Guwahati	6.47	
9	NSSO Bangalore	15.62	
	TOTAL	2,602.64	328.85



(G. RAVICHANDRAN)
JOINT DIRECTOR (ADMN)
CENTRAL SILK BOARD
BANGALORE-560 068.



(CA A. MANOHARAN)
JOINT DIRECTOR (FINANCE)
CENTRAL SILK BOARD
BANGALORE-560 068.


CENTRAL SILK BOARD, BANGALORE - 560 068


RENT RECEIVABLE AS ON 31.3.2017

[ANNEXURE - XVI]

[₹. IN LAKHS]

SL. NO.	NAME OF THE UNIT	CURRENT YEAR 2016 - 2017
	a Board Secretariat	0.56
	b CTR&TI Ranchi	18.61
	c RO MUMBAI	8.55
	d NSSO Bangalore	2.55
	TOTAL	30.27


(G. RAVICHANDRAN)
JOINT DIRECTOR (ADMN.)
CENTRAL SILK BOARD
BANGALORE-560 068.


(CA A. MANOHARAN)
JOINT DIRECTOR (FINANCE)
CENTRAL SILK BOARD
BANGALORE-560 068.

**CENTRAL SILK BOARD
BANGALORE-560 068.**

(Annexure - XVII)

**FUNDS RECEIVED FROM OTHER SOURCES
RECEIPTS AND PAYMENTS FOR 2016-2017**

[₹.IN LAKHS]

SL.NO.	NAME OF THE FUND	RECEIPTS	PAYMENTS
	BOARD SECRETARIAT		
1	SSGYS Projects	0.38	0.00
2	Seed Development Fund	2.15	0.00
3	GSLIS Claims	100.24	100.44
4	Defined Pension Contribution	256.93	267.61
5	I S D S	0.48	6.58
6	Mahila Kishan Sashatikaran Pariyojana	50.69	531.03
7	NERTPS	2052.86	1948.62
8	Pensioners ID card	0.20	0.09
9	Gold Medal for PGDC in Seri	0.00	0.00
	TOTAL - I	2,463.93	2,854.37
	CSR&TI, MYSORE		
10	D.B.T.	45.57	45.36
11	CSIR - Fund	4.23	4.23
	TOTAL - II	49.80	49.59
	CTR & TI, RANCHI		
12	DBT (HQ)	19.96	3.14
	TOTAL - III	19.96	3.14
	CSR&TI - PAMPORE		
13	DBT	2.16	1.36
	TOTAL - IV	2.16	1.36
	NSSO - BANGALORE		
14	Advance for DFLs	0.00	0.00
15	Other Funds	0.15	7.24
	TOTAL - V	0.15	7.24
	SERIBIO TECH LAB, BANGALORE		
16	DBT Fund	30.41	8.36
17	DST	0.00	0.25
	TOTAL - VI	30.41	8.61
	CMER&TI, LADOIGARH		
18	DBT Fund	27.61	24.63
19	DST Fund	23.44	4.38
	TOTAL - VII	51.05	29.01
	GRAND TOTAL	2617.46	2953.32

(G. RAVICHANDRAN)
JOINT DIRECTOR (ADMN.)
CENTRAL SILK BOARD
BANGALORE-560 068.

(CA A MANOHARAN)
JOINT DIRECTOR (FINANCE)
CENTRAL SILK BOARD
BANGALORE-560 068.

**CENTRAL SILK BOARD
BANGALORE-560 068.**

(Annexure - XVIII)

**FUNDS RECEIVED FROM EARMARKED FUNDS
RECEIPTS AND PAYMENTS FOR 2016-2017**


[₹. IN LAKHS]			
SL.NO.	NAME OF THE FUND	RECEIPTS	PAYMENTS
	BOARD SECRETARIAT		
1	Inspection Fund	5.69	5.69
2	Labour Welfare Fund	0.28	0.86
3	Reelers Revolving Fund	810.91	817.79
4	Indian Silk	34.91	31.64
5	R & D Fund	56.71	14.78
6	Training Fund	0.71	0.00
7	VSMPC	139.14	139.12
8	Scholarship for Students	10.43	10.15
	TOTAL - I	1058.78	1020.03
	CSR&TI, MYSORE		
9	ICTRETS - Training	51.12	50.84
10	Farm Development Fund	400.88	400.88
	TOTAL - II	452.00	451.72
	CTR & TI, RANCHI		
11	Training Fund	3.79	1.46
	TOTAL - III	3.79	1.46
	CSR&TI - BERHAMPORE		
12	Training Fund	2.06	2.65
	TOTAL - IV	2.06	2.65
	CSR&TI - PAMPORE		
13	Training Fund	0.75	0.75
	TOTAL - V	0.75	0.75
	CSTRI - BANGALORE		
14	Training Fund	1.14	0.00
	TOTAL - VI	1.14	0.00
	NSSO Bangalore		
15	R & D fund	4.44	4.44
16	Training Fund	2.41	2.98
	TOTAL - VII	6.85	7.42
	GRAND TOTAL	1525.37	1484.03



(G. RAVICHANDRAN)
JOINT DIRECTOR (ADMN.)
CENTRAL SILK BOARD
BANGALORE-560 068.


(C.A. MANOHARAN)
JOINT DIRECTOR (FINANCE)
CENTRAL SILK BOARD
BANGALORE-560 068.

CENTRAL SILK BOARD, BANGALORE - 560 068						ANNEXURE - XIX	
CONSOLIDATED HEAD-WISE EXPENDITURE STATEMENT FOR THE YEARS 2016-17 & 2015 - 2016							
₹ IN LAKHS							
Sl. No.	HEADS OF ACCOUNTS	CURRENT YEAR - 2016 - 2017			PREVIOUS YEAR - 2015 - 2016		
		Non Plan	Plan	GRAND TOTAL	Non Plan	Plan	GRAND TOTAL
1	SALARY AND ALLOWANCES	21,719.66		21,719.66	21,250.70		21,250.70
2	Wages & EPF/Gratuity	3,782.47	1,034.62	4,817.09	808.58	3,199.76	4,008.34
3	TRAVELLING EXPENSES		691.58	691.58		690.39	690.39
4	CONTINGENT EXPENSES						
	1. Professional Service Charges		354.43	354.43		323.04	323.04
	2. Rent, Rate & Taxes		187.29	187.29		217.32	217.32
	3. Publicity & Advertisement		67.76	67.76		24.70	24.70
	4. Repairs & Maint. of Buildings & Vehicles.		638.94	638.94		581.80	581.80
	5. Stores/Printing & Stationery		786.88	786.88		792.87	792.87
	6. Electricity and Water Charges		354.44	354.44		318.02	318.02
	7. Telephone / Telex / Postage		109.57	109.57		103.81	103.81
	8. Other Office Expenses		359.91	359.91		303.78	303.78
	9. Demonstrator and Extension Activities		407.14	407.14		403.21	403.21
	TOTAL CONTINGENT EXPENSES (IV)	-	3,266.36	3,266.36	-	3,068.55	3,068.55
5	OTHERS	8,743.93		8,743.93	8,144.66		8,144.66
	1. PENSION & GRATUITY		203.60	203.60		100.00	100.00
	2. QUALITY CERTIFICATION SYSTEMS		3,123.30	3,123.30		2,000.00	2,000.00
	3. CATALYTIC DEVELOPMENT EXPENSES SC & ST		4,088.57	4,088.57		1,273.71	1,273.71
	4. RELEASES TO STATES UNDER CSS SCHEMES		-	-		143.80	143.80
	5. RELEASES UNDER SEED SCHEMES		-	-		4,834.04	4,834.04
	6. RELEASES UNDER BRAND PROMOTION SCHEME/STATES		-	-		-	-
	TOTAL - OTHERS (V)	8,743.93	7,415.47	16,159.40	8,144.66	8,351.55	16,496.21
6	ASSETS						
	1. Land		-	-		-	-
	2. Building & Other Orig. Works		2.61	2.61		-	-
	3. Tools/Plant/Machinery		231.28	231.28		235.99	235.99
	4 (i). Furniture & Other Office Equipments		85.52	85.52		60.88	60.88
	4 (ii). Electronic Data Processors including Computers, Printers etc.,		31.81	31.81		47.97	47.97
	5. Vehicles		36.08	36.08		95.33	95.33
	6. Library Books & Scientific Journals		5.20	5.20		4.62	4.62
	7. Fan & Fixtures		1.01	1.01		1.39	1.39
	TOTAL ASSETS (V)	-	393.51	393.51	-	446.18	446.18
7	RECOVERABLE ADVANCES - EMPLOYEES	2.04	150.79	152.83	2.43	203.55	205.98
8	ADVANCE DEPOSITS :		2,340.63	2,340.63		1,687.81	1,687.81
	(a) CPWD / State PWD etc.,		0.25	0.25		0.06	0.06
	(b) Telephone/Telex/Fax		3.16	3.16		2.67	2.67
	(c) Electricity		-	-		0.14	0.14
	(d) Rental Deposits		42.37	42.37		47.19	47.19
	(e) Other Miscellaneous Deposits		35.20	35.20		14.27	14.27
	(f) Library Deposits		27.27	27.27		97.47	97.47
	(g) Advance to Suppliers		0.33	0.38		0.36	0.36
	(h) Advance Payment - EPF Contribution	0.33	0.05	0.38	1.63	0.05	1.68
	(i) Advances - GSLS	1.57	0.04	1.61			
	(j) C D P DEPOSITS		-	-			
	Total Advance Deposits :	1.90	2,448.97	2,450.87	1.63	1,850.02	1,851.65
	GRAND TOTAL - (I TO VIII)	34,250.00	15,401.30	49,651.30	30,208.00	17,810.00	48,018.00

Note: The above Grand Total includes the amount released to the implementing agencies including CSB units being a committed expenditure towards CSS and reflected under Other Liabilities-Unsurrendered Funds in Schedule 7 forming part of Balance Sheet.


[G. RAVICHANDRAN]
JOINT DIRECTOR (ADMN.)
CENTRAL SILK BOARD
BANGALORE - 560 068


[CA. A. MANOHARAN]
JOINT DIRECTOR (FINANCE)
CENTRAL SILK BOARD
BANGALORE - 560 068

CENTRAL SILK BOARD
BAGALORE-560068

(₹. In lakhs)

STATEMENT SHOWING THE ADDITIONS AND DEDUCTIONS MADE TO CAPITAL FUND	Deductions(DR)	Additions (CR)
Assets acquried out of GIA		393.51
Assets acquried out of other funds		46.88
Assets acquried out of Adjustment of Advances		2227.09
WIP Adjusted	1562.30	
Assets Disposed off	346.14	
Advance Deposit paid out of GIA		2450.88
Advance Deposits made out of Other funds		3391.96
Advance Deposits Adjusted	1627.93	
Advance deposits (LC Opening & its adjustments)		992.80
Recoverable advances made out of GIA		113.78
Departmental Advances paid out of GIA		39.04
Transfer of WIP		421.54
Accounting of Advances adjusted by refunds	118.82	
Accounting of Dept Advances adjusted by refunds	6.65	
Adjsutment of plus/minus of recoverable advances		0.36
Adjsutment of plus/minus of Departemental Advances	5.42	
Departmental Advances recovered & adjusted	48.39	
Increase in unsurrendered fund	1075.90	
Recovery of Loans to others	73.09	
Increase in Accrued Interest Loans to others		31.36
Total	4864.65	10109.20
NET ADDITIONS MADE TO CAPTIAL FUND DURING THE YEAR 2016-17	5244.55	


(G. RAVICHANDRAN)
JOINT DIRECTOR (ADMN.)
CENTRAL SILK BOARD
BANGALORE-560 068.


(CA. A. MANOHARAN)
JOINT DIRECTOR (FINANCE)
CENTRAL SILK BOARD
BANGALORE-560 068.

CENTRAL SILK BOARD
BANGALORE 560 068

(Annexure XXA)
(₹. In lakhs)

STATEMENT SHOWING THE CAPITAL FUND AS ON 31.03.2017

	Capital Fund (Defrd Income)
Opening Balance of Net block of Fixed Assets as on 01.04.201	25837.67
Addition to Fixed Assets during 2016-17	2681.17
Assets disposed off/adjusted during 2016-17	-424.59
Accumulated Depreciation on Assets diesposed off/adjusted	282.61
Adjusted Netblock of Fixed Assets	28376.86
CWIP as on 31.03.2017	775.23
Advance Deposit made for creation of assets to CPWD	8039.08
Total	37191.17
Current year Depreciation	-1054.73
Capital Fund as on 31.03.2017 - shown in Sch I	36136.44


(G. RAVICHANDRAN)
JOINT DIRECTOR (ADMN.)
CENTRAL SILK BOARD
BANGALORE-560 068.


(CA. A. MANOHARAN)
JOINT DIRECTOR (FINANCE)
CENTRAL SILK BOARD
BANGALORE-560 068.

**RAW MATERIAL BANK
(TASAR DEPOT)
CENTRAL SILK BOARD
CHAIBASA - 833 201
RECEIPT & PAYMENT ACCOUNT AS ON 31.3.2017**

₹. IN LAKHS

"WORKING CAPITAL FUND"

Sl. No.	RECEIPTS	2015-16 AMOUNT	2016-17 AMOUNT	Sl No	PAYMENT	2015-16 AMOUNT	2016-17 AMOUNT
1	Opening Balance:			1	Purchases: Cocoons	91.54	149.07
	SBI Chaibasa	9.16	2.65	2	Silk Yarn		13.84
	CBI Chaibasa	52.83	34.96	3	Gunny Bag	0.40	0.37
	BOI Chaibasa	6.61	4.71	4	Contingent Expenditure	4.92	8.92
	CBI Raigarh	14.31	21.70	5	Transporation Charges	0.79	2.43
	CBI Bhagalpur	33.18	14.38	6	Payment to S.Creditors	125.20	144.73
	CBI Bhandara	1.99	1.99	7	Advance recd from party	66.09	
	CBI Warrangal	2.58	2.47	8	Closing Balance:		
2	Sales:Cocoons	196.49	214.11		Bank of India, Chaibasa	4.71	0.40
	Silk Waste	0.15	0.15		S.B.I Chaibasa	2.65	4.49
	Silk yarn		1.55		C.B.I Chaibasa	34.97	48.54
	Gunny Bags	0.19	0.39		C.B.I Raigarh	21.70	10.45
3	Interest on FDR	16.85	20.38		C.B.I Bhagalpur	14.38	15.40
4	Misc. Receipt	0.05			SBI, Warrangal	2.47	0.47
5	Cash recd. from Debtors	4.23	0.52		CBI, Bhandara	1.99	0.05
6	Interest on LEF FDRs	0.24		9	Surrender of Working Capital		25.00
7	Interest on LEF FDRs	0.19	0.15	10	Investement of Trading.Fund with F	50.00	
8	Advance received from party	66.21	33.45	11	Departmental Advance	0.12	
9	Investement of Trading.Fund with FDRs	16.64	70.63	12	EMD refunded		0.03
10	EMD	0.03					
	TOTAL :	421.93	424.19		TOTAL :	421.93	424.19

**RAW MATERIAL BANK
(TASAR DEPOT)
CENTRAL SILK BOARD
CHAIBASA - 833 201**

**TRADING ACCOUNT AS ON 31.3.2017
"WORKING CAPITAL A/C"**

[₹.IN LAKHS]

Sl. NO.	PARTICULARS	2015-16 AMOUNT	2016-17 AMOUNT	NO.	PARTICULARS	2015-16 AMOUNT	2016-17 AMOUNT
	TO:				BY:		
1	OPENING BALANCE:			1	Cocoon Sale A/c.	201.24	229.92
a	Tasar/Oak Tasar	3.39	24.60	2	Tasar/Silk/Cooning Waste	0.15	0.15
b	Tasar/Mulberry Yarn	0.42		3	Yarn Sale A/c.	1.97	1.55
2	Gunny Bags	0.10	0.19	4	Gunny Bag Sale A/c.	0.21	0.43
3	Cocoon Purchase A/c.	210.02	287.76	5	CLOSING BALANCE:		
4	Silk/Coc/Waste Purchase A/c.	0.21	0.23	I.	Tasar Cocoons:		
5	Yarn Purchase A/c.	1.42	15.55	a	Main Depot, Chaibasa	4.44	64.86
6	Gunny Bags	0.40	0.37	b	TSD, Bhagalpur	2.35	14.80
7	Transportation Charges(Inward)	0.79	2.43	c	TSD, Raigarh	15.80	20.19
8	Trading surplus transferred to Profit & Loss Account	11.61	15.16	d	TSD, Bhandara	2.00	
				II	Tasar Mulberry Yarn:		
				a	Main Depot, Chaibasa		14.11
				III	GUNNY BAGS :		
				a	Main Depot, Chaibasa	0.03	0.10
				b	TSD, Bhagalpur		0.12
				c	TSD, Raigarh	0.13	
				d	TSD, Bhandara	0.03	
				IV.	Tasar/Silk/Cocooning Waste:		
				a	TSD, Bhagalpur		0.06
				b	TSD, Raigarh	0.01	
	Total	228.36	346.29		Total	228.36	346.29

RAW MATERIAL BANK (TASAR - DEPOT)
CENTRAL SILK BOARD
CHAIBASA - 833 201

[₹.IN LAKHS]

PROFIT & LOSS ACCOUNT AS ON 31.3.2017 "WORKING CAPITAL ACCOUNT"

SI. NO.	PARTICULARS	2015-16 AMOUNT	2016-17 AMOUNT	NO.	PARTICULARS	2015-16 AMOUNT	2016-17 AMOUNT
1	Contingent Expenses	4.91	8.93	1	By Gross Profit transferred from Trading A/c	11.61	15.16
2	Net surplus transferred to P & L Appropriation Account	24.52	18.16	2	Interest received on FDRs	5.47	8.15
				3	Interest received on FDRs (LEF)		0.06
				4	Other Misc. Receipt(service charges/rebate of Market fee)	0.05	
				5	Accrued Interest on TDRs	12.22	3.70
				6	Accrued Interest on TDRs -LEF	0.08	0.02
	TOTAL	29.43	27.09			29.43	27.09

PROFIT & LOSS APPROPRIATION ACCOUNT AS ON 31.3.2017 "WORKING CAPITAL ACCOUNT"

SI. NO.	PARTICULARS	2015-16 AMOUNT	2016-17 AMOUNT	SI. NO.	PARTICULARS	2015-16 AMOUNT	2016-17 AMOUNT
1	Accrued interest on FDR(LEF) transferred to LEF FUND	0.08	0.08	1	By Balance	269.78	294.21
2	To Net surplus transferred to Balance She	294.22	312.30	2	To Net surplus transferred from P& L	24.52	18.17
	TOTAL	294.30	312.38		TOTAL	294.30	312.38

**RAW MATERIAL BANK
(TASAR DEPOT)
CENTRAL SILK BOARD
CHAIBASA - 833 201**

[₹.IN LAKHS]

BALANCE SHEET AS ON 31ST MARCH 2017 "WORKING CAPITAL"

Sl. No.	CAPITAL & LIABILITIES	2015-16 AMOUNT	2016-17 AMOUNT	Sl. No.	ASSETS	2015-16 AMOUNT	2016-17 AMOUNT
1	WORKING CAPITAL:						
a	Fund from S.T.S.	24.49	24.49	I	CURRENT ASSETS:		
b	Fund from I.S.T.P.	15.00	15.00	a	Closing Stock	24.79	114.24
c	Fund from ISTP(RMB,Malda)	15.00		b	CASH AT BANK:		
d	Fund for TSD,Warangal	15.00	15.00	1	C/A with SBI, Chaibasa	2.65	4.49
e	Funds for TSD,Bhandara	20.00	10.00	2	C/A with CBI, Chaibasa	34.97	48.53
2	RESERVE & SURPLUS			3	C/A with Bank of India,Chaibasa	4.71	0.40
a	Net profit transferred from P & L Appropriation A/C	294.22	312.30	4	C/A with CBI, Bhagalpur	14.38	10.45
3	LOSS EQUILISATION FUND:	3.08	3.16	5	C/A with CBI, Raigarh	21.70	15.40
3.a	E M D	0.03		6	C/A with CBI, Bhandara	1.99	0.05
4	SUNDRY CREDITORS	4.10		7	C/A with CBI, Warangal	2.47	0.47
5	Advance Received from party	0.12	33.46	II	DEPOSIT & INVESTMENT:		
6	LOAN FROM GOI ON BEHALF OF UP Gov			1	Term Deposit Receipt	253.81	183.18
a)	Outstanding Loan provided by Central Office from GIA	5.00	5.00	2	Term Deposit Receipt(LEF)	1.88	1.88
b)	Intrest of loan payable to GOI on receipt from U.P. government.	51.05	51.05	3	Accrued Int. on TDRs	12.22	3.70
				4	Accrued Int. on TDRs(LEF)	0.08	0.02
				III	LOAN & ADVANCES:		
				1	Loan to U.P. Government	15.00	15.00
				2	Dept/Cont. Adv. to NDU	0.12	
				3	INT. OF LOAN TO U.P. GOVT :	0.52	15.85
				4	Int. receivable from UP Govt. on loan paid by R.M.B.	4.85	4.85
				5	Int. due from U.P. Govt.	50.95	50.95
	TOTAL :	447.09	469.46		TOTAL :	447.09	469.46

MUGA RAW MATERIAL BANK
CENTRAL SILK BOARD
MINISTRY OF TEXTILES - GOVERNMENT OF INDIA
SIBSAGAR (ASSAM)

RECEIPTS & PAYMENT ACCOUNT FOR THE YEAR 2016-2017

[₹ in Lakhs]

SL. NO.	PARTICULARS	RECEIPTS		PAYMENT	
		2015-16	2016-17	2015-16	2016-17
1	OPENING BALANCE :				
	Cash at Bank	11.60	5.36		
2	Advance A/C [Contg.]	7.24	0.18	7.24	0.18
3	Advance A/C [NDU.]	1.90	1.00	1.90	1.00
4	F.D.R.A/c	16.53	50.87	34.84	42.05
5	F.D.R. LEF A/c	0.32	0.40	0.45	0.59
6	Interest Receipt (FDR)	9.01	16.95		
7	Interest Receipt - FDR (LEF)	0.12	0.19		
8	Purchase of Muga cocoons			1.37	2.77
9	Purchase of Muga cut cocoons			7.29	5.40
10	Purchase of Eri pierced cocoons			3.36	5.95
11	Sale of Muga Cocoons	1.40	2.92		
12	Sale of Muga Cut Cocoons	8.05	5.55		
13	Sale of Eri Cocoons	6.05	6.08		
14	Sale of Eri Yarn		0.06		
15	Transportation charges			0.23	0.06
16	Other Dev. Programmed			0.18	0.38
17	Advance received from others	0.50		0.50	
18	Working Capital			5.36	25.00
19	Printing & Stationary				0.01
20	CLOSING BALANCE :				
	Cash at Bank				6.17
	Total	62.72	89.56	62.72	89.56

**MUGA RAW MATERIAL BANK
CENTRAL SILK BOARD
SIBSAGAR (ASSAM)
TRADING ACCOUNT FOR THE YEAR 2016-2017**

[₹ in Lakhs]

SL. NO.	PARTICULARS	2015-16 AMOUNT	2016-17 AMOUNT	SL. NO.	PARTICULARS	2015-16 AMOUNT	2016-17 AMOUNT
1	OPENING BALANCE	2.60		1	SALES :		
2	To Purchase of Muga			a) i. Muga Cocoons (HQ.)	1.40	2.92	
2	Cut/Pierced Cocoons	7.29	2.77	ii. Eri pierced Cocoons	6.05	6.07	
3	To Purchase of Muga & Eri Cocoon	4.73	11.35	ii. Muga Cut Cocoons	8.06	5.56	
4	Printing & Stationary		0.01	2	Closing Stock		0.06
5	Transportation Charges	0.23	0.06				
6	Other Dev. Programme	0.18	0.38				
7	Profit & Loss Account	0.47	0.04				
	TOTAL	15.50	14.61		TOTAL	15.50	14.61

**MUGA RAW MATERIAL BANK
CENTRAL SILK BOARD
SIBSAGAR (ASSAM)**

[₹ in Lakhs]

PROFIT & LOSS ACCOUNT FOR THE YEAR 2016-2017

Sl. No.	PARTICULARS	2015-16 Amount	2016-17 Amount	Sl. No.	PARTICULARS	2015-16 Amount	2016-17 Amount
1	Net Surplus transferred to P & L Appropriation A/c	11.34	11.85	1	Net Profit trnsfd from Trading A/c	0.47	0.04
				2	By Interest received on FDRs.	2.46	3.96
				3	By Accrued Interest on FDRs.	8.27	7.70
				4	By Interest recd on FDR (LEF)	0.01	0.05
				5	By Accrued Interest on FDRs(LEF)	0.12	0.10
				6	By Bank charges	0.01	
	Total	11.34	11.85		Total	11.34	11.85

**MUGA RAW MATERIAL BANK
CENTRAL SILK BOARD
SIBSAGAR (ASSAM)**

[₹ in Lakhs]

PROFIT & LOSS APPROPRIATION ACCOUNT FOR THE YEAR 2016-17

Sl. No.	PARTICULARS	2015-16 Amount	2016-17 Amount	Sl. No.	PARTICULARS	2015-16 Amount	2016-17 Amount
1	To Accrued Interest on FDR (LEF A/c)	0.18	0.10	1	By Trading Surplus	111.32	122.47
2	trnsfd. to LEF A/c		0.19	2	By Net Surplus transferred		
3	To Net Surplus trnsfd to B.Sheet	122.48	134.03	3	from P&L Account	11.34	11.85
	Total	122.66	134.32		Total	122.66	134.32

**MUGA RAW MATERIAL BANK
CENTRAL SILK BOARD
SIBSAGAR (ASSAM)
BALANCE SHEET AS ON 31.3.2017 (WORKING CAPITAL ACCOUNT)**

[₹ in Lakhs]

Sl. NO	LIABILITIES	2015-16 AMOUNT	2016-17 AMOUNT	SL NO	ASSETS	2015-16 AMOUNT	2016-17 AMOUNT
1	Fund from Member Secretary, CSB, Bangalore	35.00	10.00	1	i) Cash at Bank	5.36	6.17
2	Loss Equilisation Fund :	2.15	2.26	2	DEPOSITS :		
3	Net Trading Surplus transferred from Profit & Loss Appropriation Account	122.48	134.03		i) FDR	137.21	128.39
					ii) FDR(LEF)	1.93	2.13
					iii) Security Deposit	0.03	0.03
				3	Accrued Interest on FDR	13.00	7.70
				4	Accrued Interest on FDR(LEF)	0.14	0.10
				5	SUNDRY DEBTORS	1.96	1.77
	TOTAL	159.63	146.29		TOTAL	159.63	146.29

CENTRAL SILK BOARD
BANGALORE - 560068
PRICE STABILISATION SCHEME (PSS)
Receipts & Payments for the year ended 31st March-2017

ANNEXURE XXIII

Receipts	[₹ in Lakhs]		Payments	[₹ in Lakhs]	
	2015-16	2016-17		2015-16	2016-17
To Opening Balance (Bank)	0.16	0.39	By Surrender to MoT	-	1,862.16
To FD (Working Cap.)	-	1,590.12	By Professional fees paid to Lawyers	3.33	-
To Interest	-	72.83	By Closing Bank Balance	0.39	-
To FD (LEF)	-	146.47			-
To Interest	-	2.35			-
To RMB/MRMB refund	-	50.00			-
To FD encashment	3.56				
Total	3.72	1,862.16	Total	3.72	1,862.16

CENTRAL SILK BOARD

BANGALORE - 560 068

PRICE STABILISATION SCHEME (PSS)

Profit and Loss Account for the year ended 31st March 2017

Particulars	2015-16	2016-17	[₹ in Lakhs]		
			Particulars	2015-16	2016-17
To Lawyer Fees	3.33	0.00	By Interest Received on F.Ds. - Working Capital	25.76	0.00
To Bank Charges/ TDS	4.12	1.91	<u>By Interest accrued & due:</u>		
Sub Total	7.45	1.91	a] Fixed deposit (working capital)	111.24	62.15
Net Profit transferred to P&L Appropriation A/c.	141.50	66.60	b] Fixed deposit [LEF]	11.95	6.36
TOTAL	148.95	68.51	TOTAL	148.95	68.51

CENTRAL SILK BOARD
BANGALORE - 560068

PRICE STABILISATION SCHEME (PSS)

Profit and Loss Appropriation Account for the year ended 31st March 2017

[₹ in Lakhs]

Particulars	2015-16	2016-17	Particulars	2015-16	2016-17
Net Profit transferred to Bal.Sheet of 2015-16	1,698.01		Accumulated Profit	1,556.51	1,698.01
Net Profit transferred to Bal.Sheet of 2016-17		1,764.61	Net Profit for the year	141.50	66.60
Accrued Interest	-				
TOTAL	1,698.01	1,764.61	TOTAL	1,698.01	1,764.61

**CENTRAL SILK BOARD
BANGALORE - 560 068
PRICE STABILISATION SCHEME (P S S)
BALANCE SHEET AS ON 31st MARCH 2017**

(Rs.in Lakhs)


Capital & Liabilities			A s s e t s		
	2015-16	2016-17		2015-16	2016-17
Silk Trading Account	54.20	-	Fixed Deposit (Working Cap)	1,447.41	-
Loss Equilisation Reserve Fund	52.74	-	Fixed Deposit(L.E.F.)	128.25	-
Profit & Loss appropriation A/c	1,698.01	-	Furniture and Fixtures	1.40	-
LEF interest Retained with PSS	13.94	-	Investment in RMB/MRMB	50.00	-
Depreciation Reserve	1.40	-	Interest Accrued & Due:		
			a] R.R.M.Bs	23.34	-
			b] Fixed deposit (W-Cap)	155.30	-
			c] Fixed deposit (LEF)	14.20	-
			Bank Balance	0.39	-
Total	1,820.29	-	Total	1,820.29	-


**CENTRAL SILK BOARD
BANGALORE - 560 068**


CENTRAL SILK BOARD GENERAL PROVIDENT FUND

RECEIPT & PAYMENT STATEMENT OF GENERAL PROVIDENT FUND FOR THE YEAR 2016-2017

SL NO	R E C E I P T	PREVIOUS YEAR		SL No.	P A Y M E N T	CURRENT YEAR	
		2015-2016	2016 - 2017			2015-2016	2016 - 2017
1	Opening Balance [CBI] HDFC BANK	1.21 37.05	5.50 23.24	1	G. P. F. Advances	2,548.82	2,359.59
2	Subscription & Refund of Advance	5,642.19	5,674.26	2	Partial & Final Withdrawal	1,562.34	1,384.02
3	Realisation of Securities	1,532.86	4,915.20	3	Full & Final Settlement	1,982.65	2,287.79
4	Interest Received on Securities	1,873.05	1,950.75	4	Investment on Securities	2,909.74	6,354.15
5	Other Income	10.14	7.20	5	Miscellaneous (Acrued)	64.17	40.81
6	Salary deductions	2.25	11.53	6	Transfer of other salary dedns	2.24	11.54
				7	Miscellaneous Payment	0.05	0.04
				8	Closing Balance [Bank] C.B.I. H.D.F.C.	5.50 23.24	1.98 147.76
	TOTAL:-	9,098.75	12,587.68		TOTAL:-	9,098.75	12,587.68


(G. RAVICHANDRAN)
JOINT DIRECTOR (ADMN)
CENTRAL SILK BOARD
BANGALORE-560068


[CA. MANOHARAN, A]
JOINT DIRECTOR (FINANCE)
CENTRAL SILK BOARD
BANGALORE - 560 068


[R. SATHISH KUMAR]
DIRECTOR (FINANCE) &
MEMBER SECRETARY I/C
CENTRAL SILK BOARD
BANGALORE - 560 068

**CENTRAL SILK BOARD
BANGALORE - 560 068**


CENTRAL SILK BOARD GENERAL PROVIDENT FUND

INCOME & EXPENDITURE FOR THE YEAR 2016 - 2017

SL. NO.	EXPENDITURE	PREVIOUS YEAR 2015-2016	CURRENT YEAR 2016-2017	SL. NO.	INCOME	PREVIOUS YEAR 2015-2016	FIGURES IN LAKHS
							CURRENT YEAR 2016-2017
1	INTEREST CREDITED TO SUBSCRIBER ACCOUNT	1,715.16	1,701.83	1	INTEREST EARNED ON SECURITIES	1,727.27	1,909.30
2	EXCESS INCOME OVER EXPENDITURE	22.24	214.62	2	OTHER INCOME	10.13	7.15
	TOTAL	1,737.40	1,916.45		TOTAL	1,737.40	1,916.45

INCOME & EXPENDITURE APPROPRIATION ACCOUNT FOR THE YEAR 2016-2017

SL. NO.	PARTICULARS	PREVIOUS YEAR 2015-2016	CURRENT YEAR 2016-2017	SL. NO.	PARTICULARS	PREVIOUS YEAR 2015-2016	CURRENT YEAR 2016-2017
1	AMOUNT TRANSFERRED TO BALANCE SHEET	1,074.95	1,282.33	1	BY BALANCE B/D	22.24	214.62
2	SURPLUS IN INVESTMENTS VALUATION	45.58	7.24	2	OPENING BALANCE TRAFD. FROM BALANCE SHEET	1,098.29	1,074.95
3	ACCOUNTING OF IN-OPERATIVE ACCOUNT	-	-	3	SURPLUS IN INVESTMENTS VALUATION	-	-
	TOTAL	1,120.53	1,289.57		TOTAL	1,120.53	1,289.57


 (G. RAVICHANDRAN)
 JOINT DIRECTOR (ADMN)
 CENTRAL SILK BOARD
 BANGALORE-560068


 [CA. MANOHARAN, A]
 JOINT DIRECTOR (FINANCE)
 CENTRAL SILK BOARD
 BANGALORE - 560 068


 [R. SATHISH KUMAR]
 DIRECTOR (FINANCE) &
 MEMBER SECRETARY I/C
 CENTRAL SILK BOARD
 BANGALORE - 560 068


**CENTRAL SILK BOARD
BANGALORE - 560 068**

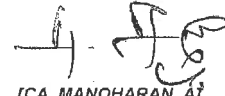
CENTRAL SILK BOARD GENERAL PROVIDENT FUND


BALANCE SHEET AS ON 31.03.2017

Rs. IN LAKHS

SL. NO.	LIABILITIES	PREVIOUS YEAR 2015-2016	CURRENT YEAR 2016-2017	SL. NO.	ASSETS	PREVIOUS YEAR 2015-2016	CURRENT YEAR 2016-2017
1	AMOUNT DUE TO SUBSCRIBERS ACCOUNT	21,596.53	22,941.22	1	BANK BALANCE : CBI : HDFC	5.50 23.24	1.98 147.76
2	EXCESS INCOME OVER EXPENDITURE	1,074.95	1,282.33	2	INVESTMENT ON SECURITIES	21,927.17	23,358.87
3	AMOUNT DUE TO OTHERS	0.01	-	3	ACRUED INTEREST	715.58	714.94
	TOTAL	22,671.49	24,223.55		TOTAL	22,671.49	24,223.55


 (G. RAVICHANDRAN)
 JOINT DIRECTOR (ADMN)
 CENTRAL SILK BOARD
 BANGALORE-560068



 [CA. MANOHARAN, A]
 JOINT DIRECTOR (FINANCE)
 CENTRAL SILK BOARD
 BANGALORE - 560 068



 [R. SATHISH KUMAR]
 DIRECTOR (FINANCE) &
 MEMBER SECRETARY I/C
 CENTRAL SILK BOARD
 BANGALORE - 560 068

CENTRAL SILK BOARD
BANGALORE - 560 068

CENTRAL SILK BOARD EMPLOYEES INSURANCE SCHEME ACCOUNT FOR THE YEAR 2016-2017

SL No	RECEIPTS	Rs. In lacs		SL No	PAYMENTS	Rs. In lacs	
		PREVIOUS YEAR 2015-2016	CURRENT YEAR 2016-2017			PREVIOUS YEAR 2015-2016	CURRENT YEAR 2016-2017
1	Opening Balance	0.02	0.02	1	By Payment of Superannuation	0.05	0.05
2	Subscription during the year	0.01	0.00	2	Closing Balance	0.02	0.01
3	Amount received from GIA	0.04	0.04				
	TOTAL	0.07	0.06		TOTAL	0.07	0.06


(G. RAVICHANDRAN)
JOINT DIRECTOR (ADMN)
CENTRAL SILK BOARD
BANGALORE-560068


[CA MANOHARAN A]
JOINT DIRECTOR (FINANCE)
CENTRAL SILK BOARD
BANGALORE - 560068


[R.SATHISH KUMAR]
DIRECTOR (FINANCE) &
MEMBER SECRETARY I/C
CENTRAL SILK BOARD
BANGALORE - 560068

