

वर्ष 2015-16 के लेखा-परीक्षा  
प्रमाण-पत्र और लेखा-परीक्षा  
प्रतिवेदन सहित प्रमाणित लेखा  
Certified Accounts with  
Audit Certificate and Audit Report  
for the year 2015-16



केन्द्रीय रेशम बोर्ड CENTRAL SILK BOARD

वस्त्र मंत्रालय - भारत सरकार

Ministry of Textiles - Govt. of India

के रे बो काम्प्लेक्स, बी टी एम लेआउट

CSB Complex, BTM Layout

होसूर रोड, मडिवाला

Hosur Road, Madiwala

बेंगलूरु BENGALURU - 560 068



ANNUAL ACCOUNTS FOR THE YEAR 2015 - 2016

SL. NO.	I N D E X PARTICULARS	PAGE NOS
1	Separate Audit Report of C & A G	I & II
2	Annexure to Audit Report	III
3	Explanatory Note on the Audit Report	IV & V
4	Balance Sheet as at 31.03.2016	1 & 2
5	Income & Expenditure Account for the period / year ended 31.03.2016	3
<b>SCHEDULES</b>		
6	Schedule - 1 Corpus / Capital Fund	4
7	Schedule - 2 Reserves and Surplus	5
8	Schedule - 3 Earmarked Funds - Fundwise Breakup	6
9	Schedule - 4 Secured Loans and Borrowings	7
10	Schedule - 5 Unsecured Loans and Borrowings	8
11	Schedule - 6 Deferred Credit Liabilities	8
12	Schedule - 7 Current Liabilities and Provisions	9
13	Schedule - 8 Fixed Assets Details	10
14	Schedule - 9 Investments from Earmarked / Endowment Funds	11
15	Schedule - 10 Investments - Others	12
16	Schedule - 11 Current Assets, Loans, Advances etc	13 & 14
17	Schedule - 12 Income from Sales/Services	15
18	Schedule - 13 Grants/Subsidies	16
19	Schedule - 14 Fees/Subscriptions	17
20	Schedule - 15 Income from Investments	18
21	Schedule - 16 Income from Royalty, Publicarions etc	19
22	Schedule - 17 Interest Earned	20
23	Schedule - 18 Other Income	21
24	Schedule - 19 Increase/(Decrease) in Stock of Finished Goods/WIP	22
25	Schedule - 20 Establishment Expenses	23
26	Schedule - 21 Other Administrative Expenses etc., (I & E A/c)	24
27	Schedule - 22 Expenditure on Grants, Subsidies etc	25
28	Schedule - 23 Interest	25
29	Schedule - 24 Significant Accounting Policies	26&27
30	Schedule - 25 Notes on Accounts	28
31	Consolidated Receipts & Payments for the period / year ended 31.03.2016	29 & 30

<b>B</b>	<b>ANNEXURES</b>	
32	Details of EMD / CMD / SMD for 2015 - 2016 ( Annexure - I )	31
33	Balances of Advances Received for the year 2015 - 2016 (Annexure - II )	32
34	Liabilities - Statutory and Other Balances as on 31.03.2016 ( Annexure - III )	33
35	Sundry Debtors / Stock as on 31.03.2016 ( Annexure - IV )	34
36	Details of Cash & Bank Balances ( Annexure - V )	35
37	Details of Loans & Advances as on 31.03.2016 ( Annexure - VI )	36 & 37
38	Loans to Other Agencies Balance as on 31.03.2016 ( Annexure - VII )	38
39	Details of Advance Deposits as on 31.03.2016 ( Annexure - VIII )	39 & 40
40	Interest Accrued as on 31.03.2016 out of Earmarked Funds ( Annexure - IX )	41
41	Interest Accrued as on 31.03.2016 other than Earmarked Funds ( Annex - X )	42
42	Investments made out of Earmarked Funds as on 31.03.2016 (Annexure - XI )	43
43	Investments made other than Earmarked Funds as on 31.03.2016 (Annex-XII )	44
44	Grants in Aid Released by Ministry during 2015 - 2016 ( Annexrue - XIII )	45
45	Sales and Interest Earned out of Revolving Funds for 2015 - 2016 (Annex. XIV)	46
46	Rent Receivable as on 31.03.2016 ( Annexrue - XV )	47
47	Funds Received from Other Sources - for R & P Account ( Annexure - XVI )	48
48	Funds Received from Earmarked Funds - for R & P Account ( Annexure - XVII )	49
49	Consolidated Head-Wise Expenditure Statement ( Annexure - XVIII)	50
50	Working Capital Balance Sheet of RMB, Chaibasa ( Annexure - XIX)	51 to 54
51	Balance Sheet (Working Capital Account) of MRMB, Sibsagar (Annexure - XX)	55 to 58
52	Balance Sheet of Price Stabilisation Scheme ( Annexure - XXI )	59 to 61
53	GPF Accounts for 2015 - 2016	62 to 64
54	C.S.B. Employees Insurance Scheme Account for 2015 - 2016	65

**SEPARATE AUDIT REPORT OF THE COMPTROLLER AND AUDITOR GENERAL OF INDIA ON THE ACCOUNTS OF CENTRAL SILK BOARD, BANGALORE FOR THE YEAR ENDED 31 MARCH 2016**

We have audited the attached Balance Sheet of Central Silk Board, Bangalore as at 31 March 2016 and the Income & Expenditure Account/Receipt & Payment Account for the year ended as on that date under Section 19(2) of the Comptroller and Auditor General's (Duties, Powers and Conditions of Service) Act, 1971 read with Section 12 of the Central Silk Board Act, 1948. These financial statements include the accounts of 27 units of the Board. These financial statements are the responsibility of the Board's management. Our responsibility is to express an opinion on these financial statements based on our audit.

2. This Separate Audit Report contains the comments of the Comptroller and Auditor General of India (CAG) on the accounting treatment only with regard to classification, conformity with the best accounting practices, accounting standards and disclosure norms etc. Audit observations on financial transactions with regard to compliance with the Law, Rules and Regulations (Propriety and Regularity) and efficiency-cum-performance aspects etc., if any, are reported through inspection Reports/CAG's Audit Report separately.
3. We have conducted our audit in accordance with auditing standards generally accepted in India. These standards require that we plan and perform the audit to obtain reasonable assurance about whether the financial statements are free from material misstatements. An audit includes examining, on a test basis, evidence supporting the amount and disclosure in the financial statements. An audit also includes assessing the accounting principles used and significant estimates made by management, as well as evaluating the overall presentation of financial statements. We believe that our audit provides a reasonable basis for our opinion.
4. Based on our audit, we report that:
  - i. We have obtained all the information and explanations, which to the best of our knowledge and belief were necessary for the purpose of our audit.
  - ii. The Balance Sheet and Income & Expenditure Account/Receipt & Payment Account dealt with by this report have been drawn up in the format prescribed by the Ministry of Finance.
  - iii. In our opinion, proper books of accounts and other relevant records have been maintained by the Central Silk Board as required under Section 12 of the Central Silk Board Act, 1948 in so far as it appears from our examination of such books.
  - iv. We further report that:

**A) Income and Expenditure Account**

**Income - Grants from Government of India (Sch.13) ₹455.90 crore**

**Expenditure - Expenditure on Grants, Subsidies etc (Sch.22) ₹83.52 crore**

The Board has recognized the full amount of revenue grants received during the year as Income and considered the unspent grants at the end of the year as expenditure by crediting the account head 'Amount Received for Disbursement' under Other Liabilities which is not in accordance with the provisions of Accounting Standard 12 issued by Institute of Chartered Accountants of India, which stipulates that revenue grants to the extent actually incurred as expenditure should be recognized as income and remaining unspent grants shown under Liabilities. The accounting treatment adopted by the Board has resulted in

overstatement of income as well as expenditure by ₹9.84 crore. This has also resulted in non-provisioning of interest at the rate of 10 percent per annum on the unspent amount of the grants.

**B) General**

The original land deeds of Central Sericultural Research and Training Institute, Berhampore (63.08 acres) and RSRS unit, Kalimpong were not available with the Board.

**C) Grants-in-Aid**


The Board is financed by Grants-in-Aid from the Government of India. During the year 2015-16, the Board received Grant-in-Aid of ₹480.18 crore and utilised ₹470.34 crore leaving a balance of ₹9.84 crore.

**D) Management Letter**

Deficiencies which have not been included in the Audit Report have been brought to the notice of the Member Secretary, Central Silk Board, Bangalore through a Management Letter issued separately for remedial/corrective action.

- v. Subject to our observations in the preceding paragraphs, we report that the Balance sheet and Income & Expenditure Account/Receipt & Payment Account dealt with by this report are in agreement with the books of accounts.
- vi. In our opinion and to the best of our information and according to the explanations given to us, the said financial statements read together with the Accounting Policies and Notes on Accounts, and subject to the significant matters stated above and other matters mentioned in Annexure to this Audit Report give a true and fair view in conformity with accounting principles generally accepted in India.
  - a. In so far it relates to the Balance Sheet, of the state of affairs of the Central Silk Board as at 31 March 2016; and
  - b. In so far as it relates to Income & Expenditure Account, of the deficit for the year ended as on that date.

For and on the behalf of the  
Comptroller and Auditor General of India



Arabinda Das  
Principal Director

O/o the Principal Director of Commercial Audit &  
Ex-Officio Member, Audit Board,  
Hyderabad

Place: Hyderabad  
Date: 21 November 2016

796

## Annexure to Audit Report

### 1. Adequacy of Internal Audit System

The internal audit wing functions with a total strength of 25 members. The internal audit appears to be adequate and commensurate with the size and nature of the organization.

### 2. Adequacy of Internal Control System

The internal control prevailing in the Board is adequate and commensurate with the size and nature of the organization.

### 3. System of physical verification of fixed assets


The annual physical verification of fixed assets is done periodically as per the procedure laid down by the Board. In respect of all the units of the Board, the Fixed Assets Register is updated on receipt of the physical verification report.

### 4. System of physical verification of Inventory

Physical verification of Inventory is being carried out at periodical intervals by the management. The Physical verification of closing stock of Disease Free Layings (DLFs) is done by technical team.

### 5. Regularity in payment of statutory dues

All statutory dues of the Board are being remitted within the stipulated date.



Arabinda Das  
Principal Director  
O/o the Principal Director of Commercial Audit &  
Ex-Officio Member, Audit Board,  
Hyderabad

14

**CENTRAL SILK BOARD  
BANGALORE-560 068**

**EXPLANATORY NOTE ON THE C & A G's SEPARATE AUDIT REPORT ON THE  
ACCOUNTS OF THE CENTRAL SILK BOARD, BANGALORE FOR THE YEAR  
2015-16**

---

**A) Income and Expenditure Account**

**Income-Grants from Government of India (Sch.13) ₹ 455.90 crore**

**Expenditure-Expenditure on Grants, Subsidies etc (Sch.22) ₹ 83.52 crore**

CSB had received ₹480.18 crore during the year 2015-16 as Grants in Aid. Out of which ₹302.08 crore was received under Non-Plan and ₹ 178.10 crore under Plan. A sum of ₹ 9.84 crore was released to the CSB units for the implementation of critical components of erstwhile CDP Scheme under the Central Sector Scheme namely "Integrated Scheme for Development of Silk Industry" during the year 2015-16 as approved by the EFC in its meeting held on 01.06.2016.

The sum of ₹ 9.84 crore is in the nature of committed expenditure (both revenue & capital) as per the approved scheme and the same were retained by the CSB Units as per the permission granted by the Ministry vide letter No. G-20008/5/08 B&A dated March 2008 to CSB for booking the expenditure in the year of release for meeting the committed nature of expenditure and not to surrender as unspent grants. Hence, CSB had not surrendered a sum of Rs.9.84 crores during the year 2015-16 in view of the above Ministry's permission after taking into account the nature of expenditure.

CSB had recognised the Plan Grants received during the year as Income in view of the Ministry's permission letter dated March, 2008. The same method of disclosing the Revenue Grants received from the Ministry is followed consistently and disclosed as Income in the Income and Expenditure Account. The said accounting treatment had withstood the test of audit of earlier years.

The provision of interest at the rate of 10% p.a on the unspent amount of Grants arise only in case of surrender of Unspent Grants to the Ministry. However the said amount is being utilised for the committed expenditure as per the approved scheme as said above. The terms of the GIA sanctioned says "If the Grantee fails to utilize the Grant for the purpose for which the same has been sanctioned, the Grantee will be required to refund the amounts of Grants with interest thereon at the rate of 10% p.a".

CSB had not surrendered any amount as Unspent Grants during the year 2015-16, hence the provision of interest at the rate of 10% p.a on the Unspent Grants does not arise. Further, it is to emphasise that the said amount is being utilised.



**B) General**

The original land deed of CSR&TI, Berhampore had already been forwarded by Land and Land Revenue Department, Government of West Bengal to the Ministry of Commerce, GOI vide Letter No. 395/L.R dated 7<sup>th</sup> January, 1967.

The efforts are also being made to obtain the copy of the said land deed from the Government of West Bengal in respect of land pertaining to CSR&TI, Berhampore and RSRS, Kalimpong.

**C. Grant-in-Aid:**

During the year 2015-16, Central Silk Board had received the Grants in aid of ₹.480.18 crores. The Board had utilized the grants for meeting the committed expenditure of approved schemes including the sum of ₹ .9.84 crores under Amount Received for Disbursement.

**Annexure to Separate Audit Report:****1. Adequacy of Internal Audit System**

The fact that Internal Audit system prevailing in the Central Silk Board is adequate and commensurate with the size and nature of the organization is confirmed.

**2. Adequacy of Internal Control System**

The fact that the Internal Control System prevailing in the Central Silk Board is adequate and commensurate with the size and nature of the organization is confirmed.

**3. System of physical verification of fixed assets**

The fact is confirmed

**4. System of physical verification of inventory**

The fact is confirmed

**5. Regularity in payment of statutory dues**

The fact is confirmed

-----



**CENTRAL SILK BOARD, BANGALORE 560 068**  
**BALANCE SHEET AS AT 31.03.2016**

[₹ in Lakhs]


	SCHEDULE NOS	CURRENT YEAR		PREVIOUS YEAR
		2015 -16		2014 -15
<b>CORPUS/CAPITAL FUND &amp; LIABILITIES</b>				
CORPUS / CAPITAL FUND	1		38330.32	35694.82
RESERVES AND SURPLUS	2		0.00	0.00
EARMARKED / ENDOWMENT FUNDS	3		1847.99	1569.00
SECURED LOANS AND BORROWINGS	4		0.00	0.00
UNSECURED LOANS AND BORROWINGS	5		0.00	0.00
DEFERRED CREDIT LIABILITIES	6		0.00	0.00
CURRENT LIABILITIES AND PROVISIONS	7		7695.81	5002.42
<b>TOTAL - A</b>			47874.12	42266.24
<b>PROFORMA ACCOUNTS</b>				
RMB / CHAIBASA [Annexure - XIX ]			447.09	434.25
MRMB / SIBSAGAR [Annexure- XX ]			159.63	148.29
PRICE STABILIZATION SCHEME [Anx - XXI ]			1820.29	1678.78
<b>TOTAL - B</b>			2427.01	2261.32
<b>TOTAL [A + B]</b>			<b>50301.13</b>	<b>44527.56</b>

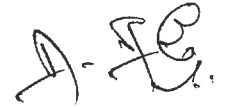
CONTD..2

:2:

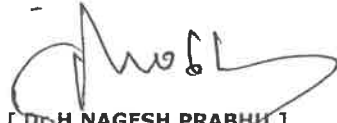
[₹ in Lakhs]

	SCHEDULE	CURRENT YEAR	PREVIOUS YEAR
	NOS	2015 - 16	2014 - 15
<b>ASSETS</b>			
<b>FIXED ASSETS</b>	<b>8</b>	27753.66	26756.51
<b>INVESTMENTS-FROM EARMARKED FUNDS</b>	<b>9</b>	0.00	0.00
<b>INVESTMENTS- OTHERS</b>	<b>10</b>	0.00	0.00
<b>CURRENT ASSETS, LOANS, ADVANCES ETC.</b>	<b>11</b>	20120.46	15509.73
<b>MISCELLANEOUS EXPENDITURE (to the extent not written off or adjusted)</b>		0.00	0.00
<b>TOTAL A</b>		47874.12	42266.24
<b>PROFORMA ACCOUNTS</b>			
RMB / CHAIBASA [Annexure - XIX ]		447.09	434.25
MRMB / SIBSAGAR [Annexure- XX ]		159.63	148.29
PRICE STABILIZATION SCHEME [Anx - XXI ]		1820.29	1678.78
<b>TOTAL - B</b>		2427.01	2261.32
<b>TOTAL [A + B]</b>		<b>50301.13</b>	<b>44527.56</b>
SIGNIFICANT ACCOUNTING POLICIES	<b>24</b>		
CONTINGENT LIABILITIES & NOTES ON ACCOUNTS	<b>25</b>		

  
**[G.RAVICHANDRAN]**  
 DEPUTY DIRECTOR (A & A)  
 CENTRAL SILK BOARD  
 BANGALORE

  
**[CA A MANOHARAN]**  
 JOINT DIRECTOR (FINANCE)  
 CENTRAL SILK BOARD  
 BANGALORE

  
**( R.SATHISH KUMAR )**  
 DIRECTOR (FINANCE)  
 CENTRAL SILK BOARD  
 BANGALORE

  
**[ DR.H.NAGESH PRABHU ]**  
 MEMBER SECRETARY  
 CENTRAL SILK BOARD  
 BANGALORE

527


2

**CENTRAL SILK BOARD, BANGALORE - 560 068**

**INCOME AND EXPENDITURE ACCOUNT FOR THE PERIOD / YEAR ENDED 31.03.2016**


[₹ in Lakhs]

	SCHEDULE	CURRENT YEAR	PREVIOUS YEAR
		2015-16	2014-15
<b>INCOME</b>			
Income from Sales/Services	12	2,431.98	2,363.16
Grants from Govt. of India	13	45,590.05	34,912.83
Fees/Subscription	14	-	-
Income from Investment(Income on Inves from Earmarked Trfd to Funds)	15	-	-
Income from Royalty/Publications etc	16	-	-
Interest Earned	17	313.54	306.79
Other Income	18	14.05	10.73
Increase/Decrease in stock of Finished goods and work in progress	19	224.48	629.28
<b>TOTAL [A]</b>		<b>48,574.10</b>	<b>38,222.79</b>
<b>EXPENDITURE</b>			
Establishment Expenses	20	33,463.64	30,307.91
Other Administrative Expenses etc.,	21	6,494.25	5,822.02
Expenditure on Grants, Subsidies etc	22	8,351.55	1,014.39
Interest on Working Capital Interest Subsidy			
Depreciation	8	1,012.36	1,008.70
<b>TOTAL [B]</b>		<b>49,321.80</b>	<b>38,153.02</b>
<b>Balance being excess of Income over Expenditure (A-B)</b>		<b>-747.70</b>	<b>69.77</b>
Transfer to Special Reserve (specify each)			
Transfer to / from General Reserve			
<b>BALANCE BEING SURPLUS/(DEFICIT) CARRIED TO CORPUS/CAPITAL FUND</b>		<b>-747.70</b>	<b>69.77</b>
SIGNIFICANT ACCOUNTING POLICIES	24		
NOTES ON ACCOUNTS	25		

  
**[G. RAVICHANDRAN]**  
 DEPUTY DIRECTOR (A & A)  
 CENTRAL SILK BOARD  
 BANGALORE

  
**[CA A MANOHARAN]**  
 JOINT DIRECTOR (FINANCE)  
 CENTRAL SILK BOARD  
 BANGALORE

  
**( R.SATHISH KUMAR )**  
 DIRECTOR (FINANCE)  
 CENTRAL SILK BOARD  
 BANGALORE

  
**[ D. H. NAGESH PRABHU ]**  
 MEMBER SECRETARY  
 CENTRAL SILK BOARD  
 BANGALORE

13/29

**CENTRAL SILK BOARD, BANGALORE - 560 068**  
**SCHEDULES FORMING PART OF BALANCE SHEET AS AT 31.03.2016**

[₹ in Lakhs]

SCHEDULE 1 - CORPUS/CAPITAL FUND:	Current Year		Previous Year	
	2015-2016		2014-2015	
Balance of Capital Fund		39,078.02		35,625.05
Add: Contributions towards Corpus/Capital Fund				
Add/(Deduct): Balance of net income/[expenditure] transferred from the Income and Expenditure Account		(747.70)		69.77
<b>BALANCE AS AT THE YEAR - END</b>		<b>38,330.32</b>	-	<b>35,694.82</b>

  
[G.RAVICHANDRAN]

DEPUTY DIRECTOR (A & A)  
CENTRAL SILK BOARD  
BANGALORE

  
[CA A MANOHARAN]

JOINT DIRECTOR (FINANCE)  
CENTRAL SILK BOARD  
BANGALORE

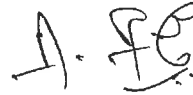
**CENTRAL SILK BOARD, BANGALORE - 560 068**  
**SCHEDULES FORMING PART OF BALANCE SHEET AS AT 31.03.2016**

[₹ in Lakhs]

SCHEDULE 2 - RESERVES AND SURPLUS:	Current Year		Previous Year	
	2015-2016		2014-2015	
1. Capital Reserve				
2. Revaluation Reserve				
3. Special Reserve				
4. General Reserve				
<b>TOTAL</b>		<b>0.00</b>		<b>0.00</b>



**[G.RAVICHANDRAN]**  
**DEPUTY DIRECTOR (A & A)**  
**CENTRAL SILK BOARD**  
**BANGALORE**



**[CA A MANOHARAN]**  
**JOINT DIRECTOR (FINANCE)**  
**CENTRAL SILK BOARD**  
**BANGALORE**

**CENTRAL SILK BOARD BANGALORE - 560 068**  
**SCHEDULES FORMING PART OF BALANCE SHEET AS ON 31.03.2016**

**SCHEDULE - 3 EARMARKED FUNDS - FUNDWISE BREAKUP**

[₹ in Lakhs]

SL. NO.	PARTICULARS	OPENING BALANCE	ADDITIONS			UTILIZATION						GRAND TOTAL	CLOSING BALANCE 2015 - 16	CLOSING BALANCE 2014 - 15
			CREDITS	INT. ON INVEST.	TOTAL	CAPITAL EXP.			REVENUE EXP.					
						ASSET	OTHERS	TOTAL	SAL.	OTH. ADMN	TOTAL			
1	2	3	4	5	6=3+4+5	7	8	9=7+8	10	11	12=10+11	13=9+12	14=6-13	15
1	Labour Welfare Fund	5.38	0.69	0.45	6.52			-		1.00	1.00	1.00	5.52	5.38
2	Reelers Revolving Fund	730.48	1.15	61.46	793.09			-		1.15	1.15	1.15	791.94	730.48
3	Indian Silk	56.65	7.26	2.23	66.14			-		4.29	4.29	4.29	61.85	56.65
4	Training Fund	22.87	0.07	1.78	24.72			-			-	-	24.72	22.87
5	Gold Medal in PGDS in Sericulture	2.18	-	0.16	2.34					0.01	0.01	0.01	2.33	2.18
6	Seth Baldev Shah Trust	2.00	-	0.19	2.19						-	-	2.19	2.00
7	R&D Fund	192.56	50.38	21.03	263.97			-			-	-	263.97	192.56
8	Inspection Fund	4.13	6.96	-	11.09					11.09	11.09	11.09	-	4.13
9	VSMPC	45.81	106.68	3.14	155.63			-		30.76	30.76	30.76	124.87	45.81
10	R&D Fund, CSR&TI, Mysore	28.79			28.79			-		28.44	28.44	28.44	0.35	28.79
11	Farm Development Fund	355.86	251.42	29.04	636.32					216.55	216.55	216.55	419.77	355.86
12	Training Fund - CSR&TI, Mysore	56.65	92.51	2.65	151.81			-		82.45	82.45	82.45	69.36	56.65
13	R&D Fund, Berhmapore	0.35			0.35			-		0.35	0.35	0.35	-	0.35
14	Training Fund - CSR&TI, Ber'pore	14.91	2.54	1.34	18.79			-			-	-	18.79	14.91
15	Training Fund - CSTRI, Bangalore	11.97	3.33	1.18	16.48			-		0.70	0.70	0.70	15.78	11.97
16	Training Fund - CSR&TI, Pampore	8.53	1.12	0.67	10.32			-			-	-	10.32	8.53
17	Training Fund, Kodathi	7.59	0.91	0.89	9.39			-			-	-	9.39	7.59
18	R&D Fund, Kodathi	0.01	9.53		9.54			-		9.53	9.53	9.53	0.01	0.01
19	Training Fund, CTR&TI, Ranchi	22.28	3.76	1.48	27.52			-		0.69	0.69	0.69	26.83	22.28
	<b>Total</b>	<b>1,569.00</b>	<b>538.31</b>	<b>127.69</b>	<b>2,235.00</b>	<b>-</b>	<b>-</b>	<b>-</b>	<b>-</b>	<b>387.01</b>	<b>387.01</b>	<b>387.01</b>	<b>1,847.99</b>	<b>1,569.00</b>

  
[G. RAVICHANDRAN]

DEPUTY DIRECTOR (A & A)  
CENTRAL SILK BOARD  
BANGALORE

  
[CA A MANOHARAN]

JOINT DIRECTOR (FINANCE)  
CENTRAL SILK BOARD  
BANGALORE



CENTRAL SILK BOARD, BANGALORE 560 068

SCHEDULES FORMING PART OF BALANCE SHEET AS AT 31.03.2016

[₹ in Lakhs]

	Current Year	Previous Year
SCHEDULE.4- SECURED LOANS AND BORROWINGS	2015-16	2014-15
1. Central Government		
2. State Government (Specify)		
3. Financial Institutions		
a) Term Loans		
b) Interest accrued and due		
4. Banks		
a) Term Loans		
b) Other Loans (specify)		
5. Other Institutions and Agencies		
6. Debentures and Bonds		
7. Others [Specify]- Revolving Funds		
<b>TOTAL</b>	<b>0.00</b>	<b>0.00</b>

  
[G. RAVICHANDRAN]

DEPUTY DIRECTOR (A & A)

CENTRAL SILK BOARD

BANGALORE

  
[CA A-MANOHRAN]

JOINT DIRECTOR (FINANCE)

CENTRAL SILK BOARD

BANGALORE

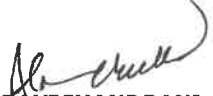
CENTRAL SILK BOARD, BANGALORE 560 068

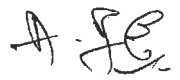
SCHEDULES FORMING PART OF BALANCE SHEET AS AT 31.03.2016

[₹ in Lakhs]

	Current Year	Previous Year
SCHEDULE.5- UNSECURED LOANS AND BORROWINGS	2015-16	2014-15
1. Central Government - HBA Unsurrendered Funds		
2. State Government (Specify)		
3. Financial Institutions		
4. Banks		
a) Term Loans		
b) Other Loans (specify)		
5. Other Institutions and Agencies		
6. Debentures and Bonds		
7. Fixed Deposits		
8. Others [Specify]		
<b>TOTAL</b>	<b>0.00</b>	<b>0.00</b>

	Current Year	Previous Year
SCHEDULE.6- DEFERRED CREDIT LIABILITIES:	2015-16	2014-15
A). Acceptances secured by hypothecation of capital equipment and other assets		
B). Others		
<b>TOTAL</b>	<b>0.00</b>	<b>0.00</b>

  
**[G.RAVICHANDRAN]**  
 DEPUTY DIRECTOR (A & A)  
 CENTRAL SILK BOARD  
 BANGALORE

  
**[CA A MANOHARAN]**  
 JOINT DIRECTOR (FINANCE)  
 CENTRAL SILK BOARD  
 BANGALORE

CENTRAL SILK BOARD, BANGALORE - 560 068

SCHEDULES FORMING PART OF BALANCE SHEET AS AT 31.03.2016

[₹ in Lakhs]

	CURRENT YEAR		PREVIOUS YEAR	
SCHEDULE 7 - CURRENT LIABILITIES AND PROVISIONS:	2015 -16		2014 -15	
<b>A. CURRENT LIABILITIES</b>				
1. Security Deposits (Annexure - I)		69.20		79.70
2. Sundry Creditors:				
a) For Goods				
b) Others				
3. Advances Received ( Annexure - II )		1,735.07		943.02
4. Interest accrued but not due on:				
a) Secured Loan/borrowings				
b) Unsecured Loans/borrowings				
5. Statutory Liabilities				
a) Overdue				
b) Others (Annexure III)		5.37		7.36
6. Other Current Liabilities - a) Unsurrendered Funds (Ann III)		0.21		3.04
b) Others ( Annexure - III )		4,158.83		2,293.14
c) Outstanding expenses		1,727.13		1,676.16
<b>Total (A)</b>	-	<b>7,695.81</b>	-	<b>5,002.42</b>
<b>B. PROVISIONS</b>				
1. For Taxation				
2. Gratuity				
3. Superannuation/Pension				
4. Accumulated Leave Encashment				
5. Trade Warranties/Claims				
6. Others (Specify)				
<b>TOTAL (B)</b>	-		-	
<b>TOTAL (A + B)</b>	-	<b>7,695.81</b>	-	<b>5,002.42</b>

[G. RAVICHANDRAN]

DEPUTY DIRECTOR (A & A)  
CENTRAL SILK BOARD  
BANGALORE

[CA A MANOHARAN]

JOINT DIRECTOR (FINANCE)  
CENTRAL SILK BOARD  
BANGALORE

**CENTRAL SILK BOARD, BANGALORE - 560 068**

**SCHEDULES FORMING PART OF BALANCE SHEET AS AT 31.03.2016**

[₹ in Lakhs]

SCHEDULES 8- FIXED ASSETS										
	DESCRIPTION	GROSS BLOCK			DEPRECIATION				NET BLOCK	NET BLOCK
		Cost/Valuation As at beginning of the Year	Additions during the year	Deductions during the year	Cost Valuation at the year end	As at beginning of the Year	For the year	Adjust. To Depreci (-)/(+)	Total up to the Year-end	As at the Current year-end
1	2	3	4	5(2+3-4)	6	7	8	9(6+7-8)	10	11
<b>A. FIXED ASSETS</b>										
<b>1. LAND</b>	3369.10		1.89	3367.21	0.00			0.00	3367.21	3369.10
<b>2. BUILDINGS &amp; OTHER ORIGINAL WORKS</b>	19118.48	988.32	34.91	20071.89	3095.15	326.47	6.79	3428.41	16643.48	16023.33
<b>3. TOOLS, PLANT &amp; MACHINERY</b>	7772.71	430.02	359.69	7843.04	3512.01	366.87	-175.70	3703.18	4139.86	4260.70
<b>4. FURNITURE &amp; OTHER OFFICE EQUIPMENTS</b>	1861.86	107.68	77.86	1891.68	1083.78	118.54	-28.86	1173.46	718.22	778.08
<b>4. (ii) ELECTRONIC DATA PROCESSORS INCLUDING COMPUTERS/PRINTERS</b>	1126.24	104.42	110.86	1119.80	854.60	107.14	-60.79	900.95	218.85	271.64
<b>5. VEHICLES</b>	1182.88	154.91	87.93	1249.86	1089.72	36.42	-87.89	1038.25	211.61	93.16
<b>6. LIBRARY BOKS &amp; SCIENTIFIC JOURNALS</b>	949.07	29.04	0.09	978.02	442.64	46.33	1.98	490.95	487.07	506.43
<b>7. FANS &amp; FIXTURES</b>	168.24	1.51	1.96	167.79	107.13	10.59	-1.30	116.42	51.37	61.11
<b>TOTAL OF CURRENT YEAR</b>	<b>35548.58</b>	<b>1815.90</b>	<b>675.19</b>	<b>36689.29</b>	<b>10185.03</b>	<b>1012.36</b>	<b>-345.77</b>	<b>10851.62</b>	<b>25837.67</b>	<b>25363.55</b>
<b>WORK IN PROGRESS</b>	<b>1392.96</b>	<b>1311.26</b>	<b>788.23</b>	<b>1915.99</b>					<b>1915.99</b>	<b>1392.96</b>
<b>GRAND TOTAL</b>	<b>36941.54</b>			<b>38605.28</b>					<b>27753.66</b>	<b>26756.51</b>

Note: The Adjustment to Depreciation column (No:8) indicates the Depreciation Amount reduced due to Assets Disposed off,etc.

  
**[G.RAVICHANDRAN]**  
 DEPUTY DIRECTOR (A & A)  
 CENTRAL SILK BOARD  
 BANGALORE

  
**[CA A MANOHARAN]**  
 JOINT DIRECTOR (FINANCE)  
 CENTRAL SILK BOARD  
 BANGALORE

CENTRAL SILK BOARD, BANGALORE 560 068

SCHEDULES FORMING PART OF BALANCE SHEET AS AT 31.03.2016

[₹ in Lakhs]

SCHEDULE.9 - INVESTMENTS FROM EARMARKED / ENDOWMENT FUNDS	Current Year	Previous Year
	2015- 16	2014 - 15
1. In Central Government		
2. Other approved Securities		
3. Shares		
4. Debentures and Bonds		
5. Subsidiaries and Joint Ventures		
6. Others (to be specified)		
<b>TOTAL</b>	-	

  
[G.RAVICHANDRAN]

DEPUTY DIRECTOR (A & A)

CENTRAL SILK BOARD

BANGALORE

  
[CA A MANOHARAN]

JOINT DIRECTOR (FINANCE)

CENTRAL SILK BOARD

BANGALORE

CENTRAL SILK BOARD, BANGALORE 560 068

SCHEDULES FORMING PART OF BALANCE SHEET AS AT 31.03.2016

[₹ in Lakhs]

SCHEDULE.10 - INVESTMENTS FROM OTHERS	Current Year	Previous Year
	2015 - 16	2014 - 15
1. In Central Government		
2. Other approved Securities		
3. Shares		
4. Debentures and Bonds		
5. Subsidiaries and Joint Ventures		
6. Others (to be specified)		-
<b>TOTAL</b>	-	-

  
[G.RAVICHANDRAN]

DEPUTY DIRECTOR (A & A)  
CENTRAL SILK BOARD  
BANGALORE

  
[CA A MANOHARAN]

JOINT DIRECTOR (FINANCE)  
CENTRAL SILK BOARD  
BANGALORE

CENTRAL SILK BOARD, BANGALORE - 560 068

SCHEDULES FORMING PART OF BALANCE SHEET AS AT 31.03.2016

[₹ in Lakhs]

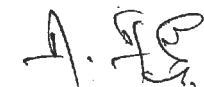
SCHEDULE 11- CURRENT ASSETS, LOANS, ADVANCES ETC:	CURRENT YEAR		PREVIOUS YEAR	
	2015 - 16		2014 - 15	
<b>A. CURRENT ASSETS</b>				
<b>1. Inventories: Closing Stock (Annexure IV)</b>	877.03	877.03	652.55	652.55
<b>2. Sundry Debtors:</b>				
a) Debts Outstanding [ Annexure - IV ] 1. With Govt., Departments				
less than 12 months	552.30		494.91	
more than 12 months	394.88		341.85	
sub total	947.18		836.76	
2. With others.				
less than 12 months	31.42		31.70	
more than 12 months	29.21		30.75	
sub total	60.63		62.45	
Total Sundry Debtors (1+2)	1,007.81	1,007.81	899.21	899.21
<b>3. Cash balances in hand [ Imprest ]</b>	0.10	0.10	0.10	0.10
<b>4. Bank Balances:</b>				
a) With Scheduled Banks: [ Annexure - V]				
On Current Accounts		6,111.76		3,446.79
On Deposit Account -Earmarked Funds [Annexure - XI]		1,545.40		1,164.84
On Deposit Account -Other Funds [Annexure XII]		3,822.32		3,302.74
b) With Non-Scheduled Banks:				
c) Remittance in Transit				0.97
<b>5. Post Office-Savings Accounts</b>				
<b>Total (A)</b>		<b>13,364.42</b>		<b>9,467.20</b>

Contd.....2

[₹ in Lakhs]

SCHEDULE 11 - CURRENT ASSETS, LOANS, ADVANCES ETC:	CURRENT YEAR		PREVIOUS YEAR	
	2015 - 16		2014 - 15	
<b>B. LOANS, ADVANCES AND OTHER ASSETS</b>				
<b>1. LOANS:</b>				
a) Staff [ Annexure - VI ]		268.39		274.38
b) Other [ Annexure - VII ]		95.09		95.09
<b>2. Advances and other amounts recoverable in cash or in kind or for value to be received</b>				
a) On Capital Account [ Annexure -VIII ]		5,784.19		5,321.40
<b>3. Interest Accrued:</b>				
a) On Investments from Earmarked Funds [ Annexure - IX ]		114.31		93.84
b) On Investments - Others (Annexure X)		358.32		93.28
c) On Loans and Advances				
d) Others [ Annexure - VII ] [ Includes income due unrealised Rs.....]		91.51		130.66
<b>4. Receivables [ Annexure XV ]</b>		44.23		33.88
<b>Total (B)</b>	-	<b>6,756.04</b>	-	<b>6,042.53</b>
<b>Total (A + B)</b>	-	<b>20,120.46</b>	-	<b>15,509.73</b>

  
**[G.RAVICHANDRAN]**  
 DEPUTY DIRECTOR (A & A)  
 CENTRAL SILK BOARD  
 BANGALORE

  
**[CA A MANOHARAN]**  
 JOINT DIRECTOR (FINANCE)  
 CENTRAL SILK BOARD  
 BANGALORE




CENTRAL SILK BOARD, BANGALORE - 560 068

SCHEDULES FORMING PART OF INCOME & EXPENDITURE FOR THE PERIOD / YEAR ENDED 31.03.2016

[₹ in Lakhs]

SCHEDULE 12 - INCOME FROM SALES/SERVICES	Current Year	Previous Year
	2015 - 16	2014 - 15
<b>1) Income from Sales</b> a) Sale of Finished Goods (Annexure XIV) b) Sale of Raw Material c) Sale of Scraps	2,431.98	2,363.16
<b>2) Income from Services</b> a) about and Processing Charges b) Professional /Consultancy services c) Agency Commission and Brokage d) Maintenance Services(Equipment/Property) e) Others (Specify)		
<b>TOTAL</b>	<b>2,431.98</b>	<b>2,363.16</b>

  
[G.RAVICHANDRAN]  
DEPUTY DIRECTOR (A & A)  
CENTRAL SILK BOARD  
BANGALORE


  
[CA A MANOHARAN]  
JOINT DIRECTOR (FINANCE)  
CENTRAL SILK BOARD  
BANGALORE

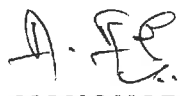
CENTRAL SILK BOARD, BANGALORE - 560 068

SCHEDULES FORMING PART OF INCOME & EXPENDITURE FOR THE PERIOD / YEAR ENDED 31.03.2016

[₹ in Lakhs]

SCHEDULE 13- GRANTS/SUSBSIDIES	Current Year	Previous Year
	2015 - 16	2014 - 15
<b>[Irrevocable Grants &amp; Subsidies Received]</b>		
1) Central Government (Annexure XIII)	48,018.00	36,964.33
2) State Government[s]		
3) Government Agencies		
4) Institutions/Welfare Bodies		
5) International Organisations		
6) Others [Specify]		
<b>TOTAL</b>	<b>48,018.00</b>	<b>36,964.33</b>

  
[G.RAVICHANDRAN]  
DEPUTY DIRECTOR (A & A)  
CENTRAL SILK BOARD  
BANGALORE

  
[CA A MANOHARAN]  
JOINT DIRECTOR (FINANCE)  
CENTRAL SILK BOARD  
BANGALORE

CENTRAL SILK BOARD, BANGALORE - 560 068

SCHEDULES FORMING PART OF INCOME & EXPENDITURE FOR THE PERIOD / YEAR ENDED 31.03.2016

[₹ in Lakhs]

SCHEDULE 14- FEES/SUBSCRIPTIONS	Current Year	Previous Year
	2015 - 16	2014 - 15
1) Entrance Fees		
2) Annual Fees/Subscriptions		
3) Seminar/Programme Fees		
4) Consultancy Fees		
5) Others [Specify]		
<b>TOTAL</b>	<b>0.00</b>	<b>0.00</b>

  
[G.RAVICHANDRAN]

DEPUTY DIRECTOR (A & A)  
CENTRAL SILK BOARD  
BANGALORE



[CA A MANOHARAN]  
JOINT DIRECTOR (FINANCE)  
CENTRAL SILK BOARD  
BANGALORE

**CENTRAL SILK BOARD, BANGALORE - 560 068**

**SCHEDULES FORMING PART OF INCOME & EXPENDITURE FOR THE PERIOD / YEAR ENDED 31.03.2016**

[₹ in Lakhs]

SCHEDULE 15 - INCOME FROM INVESTMENTS	Investment from Earmarked Fund	
	Current Year	Previous Year
	2015-16	2014-15
[income on Invest.from Earmarked Funds transferred to Funds]		
1) Interest a) On Govt. Securities b) Other Bonds/Debentures		
2) Dividends: a) On Shares b) On Mutual Fund Securities		
3) Rents		
4) Others [Specify] Fixed Deposits	127.69	103.64
<b>TOTAL</b>	<b>127.69</b>	<b>103.64</b>
<b>TRANSFERRED TO EARMARKED FUNDS [ SCHEDULE - 3 ]</b>	<b>127.69</b>	<b>103.64</b>

  
[G.RAVICHANDRAN]

DEPUTY DIRECTOR (A & A)  
CENTRAL SILK BOARD  
BANGALORE

  
[CA A MANOHARAN]

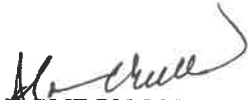
JOINT DIRECTOR (FINANCE)  
CENTRAL SILK BOARD  
BANGALORE


CENTRAL SILK BOARD, BANGALORE - 560 068

SCHEDULES FORMING PART OF INCOME & EXPENDITURE FOR THE PERIOD / YEAR ENDED 31.03.2016

[₹ in Lakhs]

SCHEDULE 16- INCOME FROM ROYALTY,PUBLICATIONS ETC	Current Year	Previous Year
	2015 - 16	2013 - 14
1) Income from Royalty 2) Income from publications 3) Others [Specify]		
<b>TOTAL</b>	<b>0.00</b>	<b>0.00</b>

  
[G.RAVICHANDRAN]  
DEPUTY DIRECTOR (A & A)  
CENTRAL SILK BOARD  
BANGALORE

  
[CA A MANOHARAN]  
JOINT DIRECTOR (FINANCE)  
CENTRAL SILK BOARD  
BANGALORE


**CENTRAL SILK BOARD, BANGALORE - 560 068**

**SCHEDULES FORMING PART OF INCOME & EXPENDITURE FOR THE PERIOD / YEAR ENDED 31.03.2016**

[₹ in Lakhs]

SCHEDULE 17- INTERST EARNED	Current Year	Previous Year
	2015 - 16	2014 - 15
1) On Term Deposits		
a) With Scheduled Bank (Annexure XIV)	303.41	282.53
b) With Non Scheduled Banks		
c) With Institutions		
d) Others - On Loans & others	10.13	24.26
2) On Savings Accounts:		
a) With Scheduled Bank		
b) With Non Scheduled Banks		
c) Post Office Savings Accounts		
d) Others		
3) On Loans:		
a) Employees/Staff		
b) Others		
4) Interest on Debtors and Other Receivables		
<b>TOTAL</b>	<b>313.54</b>	<b>306.79</b>

  
**[G.RAVICHANDRAN]**  
**DEPUTY DIRECTOR (A & A)**  
**CENTRAL SILK BOARD**  
**BANGALORE**

  
**[CA A MANOHARAN]**  
**JOINT DIRECTOR (FINANCE)**  
**CENTRAL SILK BOARD**  
**BANGALORE**

CENTRAL SILK BOARD, BANGALORE - 560 068

SCHEDULES FORMING PART OF INCOME & EXPENDITURE FOR THE PERIOD / YEAR ENDED 31.03.2016

[₹ in Lakhs]

SCHEDULE 18- OTHER INCOME	Current Year	Previous Year
	2015 - 16	2014 - 15
1) Profit on Sale/Disposal of Assets a) Owned Assets b) Assets acquired out of Grants or received free of cost		
2) Export Incentives realized		
3) Fees for Miscellaneous Services		
4) Miscellaneous Income - Rent	14.05	10.73
<b>TOTAL</b>	<b>14.05</b>	<b>10.73</b>

  
[G.RAVICHANDRAN]

DEPUTY DIRECTOR (A & A)  
CENTRAL SILK BOARD  
BANGALORE

  
[CA A MANOHARAN]

DEPUTY DIRECTOR (A&A)  
CENTRAL SILK BOARD  
BANGALORE

CENTRAL SILK BOARD, BANGALORE - 560 068

SCHEDULES FORMING PART OF INCOME & EXPENDITURE FOR THE PERIOD / YEAR ENDED 31.03.2016

[₹ in Lakhs]

SCHEDULE 19-INCREASE/(DECREASE) IN STOCK OF FINISHED GOODS &WIP	Current Year	Previous Year
	2015 - 16	2014 - 15
1) Closing Stock (Annexure IV)		
a) Finished Goods	877.03	652.55
b) Work in progress		
2) Less: Opening Stock		
a) Finished Goods	652.55	23.27
b) Work in progress		
	<b>224.48</b>	<b>629.28</b>

  
[G.RAVICHANDRAN]

DEPUTY DIRECTOR (A & A)  
CENTRAL SILK BOARD  
BANGALORE

  
[CA A MANOHARAN]

JOINT DIRECTOR (FINANCE)  
CENTRAL SILK BOARD  
BANGALORE




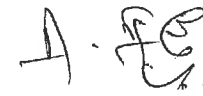
CENTRAL SILK BOARD, BANGALORE - 560 068

SCHEDULES FORMING PART OF INCOME & EXPENDITURE FOR THE PERIOD/YEAR ENDED 31.03.2016

[₹ in Lakhs]

SCHEDULE.20-ESTABLISHMENT EXPENSES	Current Year 2015 - 16	Previous Year 2014 - 15
a) Salaries and Wages	11,786.73	11,398.48
b) Allowances and Bonus	12,487.94	11,639.31
c) Contribution to Provident Fund	351.91	277.12
d) Staff Welfare Expenses	643.63	471.33
f) Expenses on Employees Retirement and Terminal Benefits	8,193.43	6,521.67
<b>TOTAL</b>	<b>33,463.64</b>	<b>30,307.91</b>

  
[G.RAVICHANDRAN]  
DEPUTY DIRECTOR (A & A)  
CENTRAL SILK BOARD  
BANGALORE

  
[CA A MANOHARAN]  
JOINT DIRECTOR (FINANCE)  
CENTRAL SILK BOARD  
BANGALORE

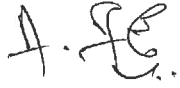
CENTRAL SILK BOARD, BANGALORE - 560 068

SCHEDULES FORMING PART OF INCOME & EXPENDITURE FOR THE PERIOD / YEAR ENDED 31.03.2016

[ ₹ in Lakhs ]

SCHEDULE.21 - OTHER ADMINISTRATIVE EXPENSES ETC	Current Year	Previous Year
	2015 - 16	2014 - 15
a) Purchases : Raw Materials	1,986.42	1,801.11
b) Purchases : Consumable Stores	133.07	98.76
c) Electricity and Power	370.08	358.21
d) Insurance	36.41	30.11
e) Repairs and maintenance	879.03	687.07
f) Rent, Rates and Taxes	223.44	184.42
g) Vehicles Running and Maintenance	284.79	323.07
h) Postage, Telephone and Communication Charges	116.57	106.49
i) Printing & Stationery	387.46	337.60
j) Travelling and Conveyance Expenses	830.33	947.50
k) Subscription Expenses/Newspaper	21.57	25.26
l) Expenses on Fees	94.47	167.37
m) Auditors Remuneration	7.97	15.00
n) Hospitality Expenses	94.61	69.69
o) Professional Charges	239.32	194.90
p) Advertisement and Publicity	81.95	34.90
q) Demonstration & Extension Activities	568.07	291.97
r) Expenditure on Board Meetings	5.01	4.22
s) Expenditure on Other Meetings	92.87	96.62
t) Other Miscellenous Expenses	40.81	47.75
<b>TOTAL (Amount shown in I &amp; E A/C)</b>	<b>6,494.25</b>	<b>5,822.02</b>

  
 [G. RAVICHANDRAN]  
 DEPUTY DIRECTOR (A & A)  
 CENTRAL SILK BOARD  
 BANGALORE

  
 [CA A MANOHARAN]  
 JOINT DIRECTOR(FINANCE)  
 CENTRAL SILK BOARD  
 BANGALORE


CENTRAL SILK BOARD, BANGALORE - 560 068

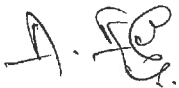
SCHEDULES FORMING PART OF INCOME & EXPENDITURE FOR THE PERIOD / YEAR ENDED 31.03.2016

SCHEDULE.22-EXPENDITURE ON GRANTS, SUBSIDIES ETC	[₹ in Lakhs]	
	Current Year	Previous Year
	2015 - 16	2014 - 15
a) Expenditure Under Catalaytic Development . Programmes of States (Annexure - XVIII)	2,000.00	553.00
b) Funds released Under Quality Certificaiton System (Annexure XVIII)	100.00	42.00
c) Funds released Under R&D Schemes/Seed Sector Schemes /Brand (Annexure XVIII)	6,251.55	419.39
<b>TOTAL (B)</b>	<b>8,351.55</b>	<b>1,014.39</b>

SCHEDULE.23-INTEREST	[₹ in Lakhs]	
	Current Year	Previous Year
	2015 - 16	2014 - 15
a) On Fixed Loans		
b) On Other Loans (including Bank charges)		
c) Othjers (specify)		
<b>TOTAL</b>	<b>0.00</b>	<b>0.00</b>

  
**[G.RAVICHANDRAN]**  
 DEPUTY DIRECTOR (A & A)  
 CENTRAL SILK BOARD  
 BANGALORE

  
**[CA A MANOHARAN]**  
 JOINT DIRECTOR (FINANCE)  
 CENTRAL SILK BOARD  
 BANGALORE



**CENTRAL SILK BOARD  
BANGALORE-560 068**

**ANNUAL ACCOUNTS FOR THE YEAR 2015 – 2016**

**I. SIGNIFICANT ACCOUNTING POLICIES:**

**1. FIXED ASSETS:**

- a. Fixed Assets are shown at Actual Cost, all the incidental expenses incurred in acquiring assets are also added to the assets.
- b. Almost all the Assets acquired ON free of cost are valued on the basis of particulars available and information furnished by the respective authorities.
- c. The Fixed Assets include unserviceable articles which could not be quantified.
- d. Unserviceable Fixed Assets are disposed off as per the procedures laid down in the General Financial Rules and Book values are adjusted in the Balance Sheet.

**2. DEPRECIATION:**

Depreciation on the Assets is provided on Straight line method. The Depreciation on the additions of assets during the year is provided on pro-rata basis, i.e., full year depreciation is charged for those additions made on or before 30<sup>th</sup> September and half year depreciation for additions made on or after 1<sup>st</sup> October. The rates of depreciation adopted are : [1] Land – Nil, [2] Buildings and Other Original Works – 1.63 %, [3] Tools, Plant and Machinery – 4.75 %, [4 (i)] Furniture and Office Equipments – 6.33 %, [4 (ii)] Electronic Data Processors including Computers & Printers – 16.21%, [5] Vehicles – 9.50 %, [6] Fans and Fixture – 6.33 % and [7] Library Books – 4.75 %.

**3. RECEIPTS & PAYMENTS ACCOUNT:**

Actual Expenses paid and receipts received are taken in the Receipts & Payment Account.

**4. LOANS & ADVANCES:**

All employee's loans and advances are shown in the Books of Accounts as per the General Financial Rules.

**5 RETIREMENT BENEFITS:**

Retirement Benefits are booked as and when paid.

**6. INCOME & EXPENDITURE ACCOUNT:**

The Income & Expenditure Account is prepared on accrual basis.

7. The financial statements are prepared on the basis of historical cost basis.

**8. EARMARKED FUNDS:**

There are Earmarked Funds at CSB. The investments are made out of the said funds. The Income / Interest earned out of the investments of the said funds are directly credited to the respective funds as per the Generally Accepted Accounting Principles. Further, the Income accrued to these Earmarked Funds by way of sales, etc are also directly credited to the said funds since the same are not CSB's Income.

**9. PROFORMA ACCOUNTS:**

Govt. of India has sanctioned specific funds for the operating the Raw Material Banks and also the Price Stabilization Schemes. The Annual Accounts Statements of the above said specific funds are separately shown in the Annual Accounts of the CSB which is conventionally & consistently followed.

**10. VALUATION OF CLOSING STOCK**

The value of the closing stock of Dfls at the units is valued at Market price or cost price whichever less.

**11. SALES**

Sales are recognized when the substantial ownership is transferred to the Buyer. Sales are stated exclusive of returns and applicable discounts and allowances.

**12. SUNDRY DEBTORS:**


The Sundry Debtors include the amounts pertaining to the earlier years. The details of the write off proposals will be indicated under Notes on Accounts as soon as the proposals are approved by the Competent Authority and sent to the Ministry for its approval.

**13. EPF:**

The Skilled Farm Workers of CSB are covered under Employees Provident Fund Act and Misc. Provisions Act, 1952 and accordingly contributions are paid.

**14. PENSIONARY BENEFITS:**

The terminal benefits including Pension requirements are included in the Budget Estimates which were considered and sanctioned by the Ministry and met out of the Grants-in-Aid.

  
[ G.RAVI CHANDRAN ]  
DY DIRECTOR (ADMN. & ACCTS)

  
[ CA.A. MANOHARAN ]  
JOINT DIRECTOR (FINANCE)

**CENTRAL SILK BOARD  
BANGALORE-560 068.**

**ANNUAL ACCOUNTS FOR THE YEAR 2015- 2016**

**II. NOTES FORMING PART OF ACCOUNTS:**

1. Central Silk Board is a Statutory Board under the administrative control of Ministry of Textiles, Government of India. The Ministry Sanctions Grants-in-Aid through Central Budget for implementation of various schemes.
2. Outstanding Liabilities on Letter of credit as on 31.03.2016 is Nil.
3. Central Silk Board surrenders to Government of India all Miscellaneous Receipts except those recoveries specifically mentioned for schemes which are retained.
4. Central Silk Board does not have any Secured Loans and unsecured loans as on 31.3.2016.
5. The GPF & EIS Annual Accounts are annexed separately since these are Employee's funds and not related to the GIA.
6. Wherever regrouping is required, the same has been done.
7. In order to give more information for the schedules, Annexures are enclosed wherever required for Balance Sheet, Income & Expenditure Account and Receipts & Payments Account. The Annexures of the Annual Accounts are part of the Notes on accounts.
8. Accounting Policies are followed consistently.
9. While preparing the Annual Accounts, guidelines provided in the new formats book circulated by AG were followed.
10. In the Income & Expenditure a sum of ₹ 7.97 lakhs being the Audit Fees pertaining to the previous years is booked under the head Audit Fees since CSB does not have the details of Audit Fees payable.
11. The closing stock of the products generated during the research activities carried out by CSB as on 31.03.2016 are a) Mulberry Cocoons- 57694.46 Kgs & Non-Mulberry Cocoons - 85.37 lakhs, b) Mulberry Pierced Cocoons- 1699.98 kgs & Non-Mulberry Pierced Cocoons - 2.73 lakhs c) DFLs 31172.59 kgs, d) Raw Silk 199.56 Kgs, e) Silk Fabrics -134.44 mts,g)Reeling Waste-11.43 Kgs, h) tested silk waste- 181.05 Kgs, i) Filmsy Muga Cocoons-0.25 lakhs j) Spun Silk Yarn Tasar- 63.40 kgs and k) Spun silk Eri-12.60 kgs.
12. The following proposals had been sent to the Ministry for write off of the Principal and Interest Accrued thereon for which approval is awaited. As per the Principles of Conservatism and as suggested by PDC, MAB,Hyderabad, no accrued interest is provided from the financial year 2015-16 onwards on the following:
  - a) Resham Udyogit Sahakari Sangh Ltd., Dehradun (Prin & Int)- ₹. 70.80 lakhs.
  - b) AP, Serifed, Hyderabad - (Interest) - ₹. 23.34 lakhs.
  - c) DOS, Govt. Hyderabad & KSIC, Bangalore - (Prin & Int) - ₹.184.60 lakhs.

  
[ G.RAVICHANDRAN ]  
DY DIRECTOR (ADMN. & ACCTS)

  
[ CA A MANOHARAN ]  
JOINT DIRECTOR (FINANCE)

CENTRAL SILK BOARD, BANGALORE 560 068  
RECEIPTS AND PAYMENTS FOR THE PERIOD / YEAR ENDED 31.03.2016

				[₹ in Lakhs]			
SL. NO	RECEIPTS	CURRENT YEAR 2015 - 16	PREVIOUS YEAR 2014 - 15	SL. NO	PAYMENTS	CURRENT YEAR 2015 - 16	PREVIOUS YEAR 2014 - 15
I.	<b>Opening Balances</b>			I	<b>Expenses</b>		
	a) Cash in hand (Annexure V)	0.10	0.10		a) Establishment Expenses	33408.74	30423.13
	b) Bank Balances				b) Administrative Expenses	3753.91	3369.59
	1) In current accounts (Annexure V)	3579.21	5207.76	II	<b>Payments made against funds for various projects</b>		
	2) In deposit accounts				a) Catalytic Development Programme to States (Sch.22)	2000.00	553.00
	3) Savings accounts				b) Releases under R & D Schemes/ Seed Sector/QCS/Brand ( Sch 22)	6351.54	461.39
	4) Remittance in Transit	0.97	0.64	III	<b>Investments, payments and deposit made</b>		
II	<b>Grants Received</b>				a) Out of Earmarked /Endowment Funds (Ann XVII)	761.74	429.11
	a) From Government of India (Annex. XIV)	48018.00	36928.33		b) Out of own Funds (Investment-others)		
	b) From State Government			IV	<b>Expenditure on Fixed Assets (Annexure - XIX)</b>		
III	<b>Income on Investment &amp; Others from</b>				a) Purchase of Fixed Assets	446.18	428.73
	a) Earmarked/Endow. Funds (Ann XVII)	668.44	555.93	IV (A)	<b>Expenditure on Advance Deposits, etc (Ann XIX)</b>		
	b) Own funds (Other Investment)				a) Recoverable Advance to Employees	205.98	165.40
IV	<b>Interest Received</b>				b) Advance Deposits for Civil, Telephone etc.	1851.65	1563.09
	a) On Bank deposits			V	<b>Refund of surplus money/Loans</b>		
	b) Loans, Advances etc.,			VI	<b>Finance Charges (Interest)</b>		
V	<b>Amount Borrowed</b>						
VI	<b>Other Income (Specify)</b>						


Cont'd....




[₹ in Lakhs]

SL. NO	RECEIPTS	CURRENT YEAR 2015 - 16	PREVIOUS YEAR 2014 - 15	SL. NO	PAYMENTS	CURRENT YEAR 2015 - 16	PREVIOUS YEAR 2014 - 15
VII	Any other receipts (give details)			VII	Other Payments (Specify)		
	1. RMB, Chaibasa	301.27	391.82		1. RMB, Chaibasa	339.06	391.31
	2. MRMB, Sibsagar	51.14	88.04		2. MRMB, Sibsagar	57.38	95.57
	3. P.S.S.	3.56	15.88		3. P.S.S.	3.33	16.00
	4. NSSO, R.C.	3202.31	2080.00		4. NSSO R.C.	3152.16	1985.03
	5. Revolving Funds	71.84	102.81		5. Revolving Funds	74.17	99.18
	7)EMD/Security Deposits (Annexure I)	280.87	132.24		7)EMD/Security Deposits (Annexure I)	291.37	133.48
	8)Other Receipts for Disbursement	4166.25	2293.50		8)Other Receipts for Disbursement	2293.50	3903.83
	9)Funds from other sources (Annex - XVI)	8274.71	4993.42		9)Funds from other sources (Annex - XVI)	7423.56	5196.13
	10) Undisbursed Amount	3.95	7.46		10)Undisbursed Amount	3.90	7.46
	11) Miscellaneous Income	1293.54	1249.97		11) Miscellaneous Income -Surrender to GOI	1297.51	1246.19
				VIII	Closing Balances		
					a. Cash in hand	0.10	0.10
					b. Bank Balances		
					i) In Currents Accounts (Annexure - V)	6200.38	3579.21
					ii) In Deposit Accounts		
					iii) Savings Accounts		
					iv) Remittance in Transit		0.97
	<b>TOTAL :</b>	<b>69916.16</b>	<b>54047.90</b>		<b>TOTAL :</b>	<b>69916.16</b>	<b>54047.90</b>

  
[G. RAVICHANDRAN]  
DEPUTY DIRECTOR (A & A)  
CENTRAL SILK BOARD  
BANGALORE

  
[CA A MANOHARAN]  
JOINT DIRECTOR (FINANCE)  
CENTRAL SILK BOARD  
BANGALORE

  
[R. SATHISH KUMAR]  
DIRECTOR (FINANCE)  
CENTRAL SILK BOARD  
BANGALORE

  
[Dr. H. NAGESH PRABHU]  
MEMBER SECRETARY  
CENTRAL SILK BOARD  
BANGALORE


## CENTRAL SILK BOARD BANGALORE

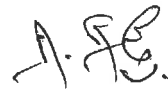
ANNEXURE - I

## DETAILS OF EMD / CMD / SMD FOR 2015-2016

[ ₹. IN LAKHS

Sl. NO.	Name of the Accounting Unit	Opening Balance as on 01-04-2015	Receipts during 2015-16	Payments during 2015-16	Closing Balance as on 31.3.2016
1	Board's Secretariat	12.60	5.37	10.94	7.03
2	R.O.New Delhi	1.00	0.00	1.00	0.00
3	R.O.Kolkatta	1.36	1.36	0.81	1.91
4	C.S.R.&.T.I.,Mysore	6.75	7.88	9.43	5.20
5	C.S.R.&.T.I.,Berhampore	7.43	7.38	8.43	6.38
6	C.T.R.&.T.I., Ranchi	4.54	2.24	3.90	2.88
7	BTSSO, Bilaspur	0.39	1.79	0.82	1.36
8	C.S.T.R.I.,Bangalore	13.56	8.34	10.54	11.36
8	N.S.S.O.,Bangalore	19.39	39.98	37.13	22.24
9	C.S.R.&.T.I., Pampore	1.07	0.37	0.80	0.64
10	C.M.E.R.&.T.I., Jorhat	6.61	5.30	8.70	3.21
11	C.S.G.R.C., Hosur	1.05	0.55	0.89	0.71
12	Seribiotech Res.Lab.B'lore	2.49	3.47	2.14	3.82
13	M.S.S.O., Guwahati	0.28	3.02	1.27	2.03
14	NSSO Revolving Fund	1.18	193.82	194.57	0.43
	TOTAL	79.70	280.87	291.37	69.20

  
 (G.RAVICHANDRAN)  
 DEPUTY DIRECTOR (A & A)  
 CENTRAL SILK BOARD  
 BANGALORE-560 068.

  
 (CA A MANOHARAN)  
 JOINT DIRECTOR (FINANCE)  
 CENTRAL SILK BOARD  
 BANGALORE-560 068.

CENTRAL SILK BOARD  
BANGALORE-560 068.

[Annexure II]

BALANCES OF ADVANCES RECEIVED FOR THE YEAR 2015 - 16

[ ₹. IN LAKHS ]

SL.NO.	PARTICULARS	OPENING BALANCE	CLOSING BALANCE
1	JICA	0.10	0.10
2	P3D	0.21	0.22
3	SSGSY Projects	4.97	10.31
4	Seed Development Fund	17.95	19.41
5	I S D S -Central Office	125.62	107.11
6	Mahila Kisan Sashaktikaran P	34.96	1,004.06
7	MKSP Monitoring fund	18.44	13.86
8	DBT -CS&TI Mysore	55.40	55.49
9	CSIR Funds	0.02	0.02
10	DBT Fund - CSR&TI,Behampor	1.53	-
11	Advance for DFLs-NSSO	0.60	0.60
12	Other funds NSSO	7.24	7.24
13	CTR&TI, Ranchi- HQ-DBT	5.15	0.60
14	Seribio Tech Lab - DBT	4.31	3.63
15	Seribio Tech Lab - DST	0.88	0.25
16	CMER&TI,LODOIGARH-DBT	23.40	16.55
17	CMER&TI,LODOIGARH-DST	12.42	5.11
18	CSR&TI Pampore	-	7.18
19	CSTRI-Bangalore-MSME	10.10	19.35
20	I S D S -CSR&TI Mysore	26.95	-
21	I S D S -CSR&TI Berhampore	15.74	-
22	I S D S -CSR&TI Pampore	5.98	-
23	I S D S -CST&RI Bangalore	27.07	-
24	I S D S -CTR&TI, Ranchi	63.54	34.90
25	I S D S -NSSO Bangalore	2.64	-
26	I S D S -MSSO Guwahati	6.71	3.62
27	I S D S -BTSSO Bilaspuri	45.62	-
28	Eri- RMB-Advances Recd	3.83	3.83
29	Eri- SSPCs- Advance Recd.	1.65	2.84
30	Eri RMB -Revolving Fund	106.00	106.00
31	Eri SSPCs	2.50	2.50
32	NSSO Revolving Fund	246.00	246.00
33	Muga SSPCs	8.00	8.00
34	Muga _Temp Loan/ARD	0.01	-
35	Micro Projects -RC Fund Berha	0.95	-
36	Revoling Funds Bilaspur	25.00	25.00
37	Vijatha Mysore	5.48	5.49
38	Oak Tasar Cocoon Bank/ARD	25.80	25.80
39	NSSO-WC -Franchise Amount	0.25	-
	<b>TOTAL</b>	<b>943.02</b>	<b>1,735.07</b>

*M. Michelle*  
(G.KAVICHANDRAN)  
DEPUTY DIRECTOR(A&A)  
CENTRAL SILK BOARD  
BANGALORE-560 068.

*A. FE.*  
(CA A-MANHARAN)  
JOINT DIRECTOR(FINANCE)  
CENTRAL SILK BOARD  
BANGALORE-560 068

CENTRAL SILK BOARD  
BANGALORE-560068

33

[Annexure - III]

STATEMENT SHOWING THE OTHER LIABILITIES AS ON 31.3.2016

[ ₹. IN LAKHS ]

SL.NO.	NAME OF THE UNIT	SALARY DEDUCTION	ARD	UN SUR MISC RTS/UND	GSLIS/PEN.CONT./Pen.ID
1	Board Secretariat		23.48		(2.05)
2	RO, Kolkatta		193.85		
3	RO Bhubaneswar		10.00		
4	RO. Guwahati		35.77		
5	CSR&TI, Mysore		567.51		
6	CSR&TI, Berhampore	2.33	143.26		
7	CTR&TI, Ranchi		118.16		
8	CSR&TI Pampore		145.75		
9	CMER&TI, Ladoigarh		57.57		
10	CSTRI, Bangalore		2,399.49		
11	NSSO, Bangalore	4.60	123.71		
12	BTSSO, Bilaspur	0.33	105.30	0.21	
13	MSSO Guwahati		194.23		
14	NSSO, Bangalore (WC)	0.16	40.75		
	<b>Total</b>	<b>7.42</b>	<b>4,158.83</b>	<b>0.21</b>	<b>(2.05)</b>

  
(G.RAVICHANDRAN)  
DEPUTY DIRECTOR (A & A)  
CENTRAL SILK BOARD  
BANGALORE-560 068.

  
(CA A-MANOHRAN)  
JOINT DIRECTOR (FINANCE)  
CENTRAL SILK BOARD  
BANGALORE-560 068.

**CENTRAL SILK BOARD  
BANGALORE-560 068**

[ANNEXURE - IV]

**SUNDRY DEBTORS/STOCK AS ON 31.03.2016**

[ ₹. IN LAKHS ]		
SL.NO.	NAME OF THE UNIT	AMOUNT
1	CSR&TI, Berhampore	0.29
2	CSR&TI, Mysore :	2.46
3	CTR&TI, Ranchi	3.97
4	CST&RI, BANGALORE	0.04
5	CSR&TI, PAMPORE	0.36
6	CMER&TI, Lahdoigarh	0.05
7	MSSO, Guwahati	41.94
8	BTSSO, Bilaspur	95.69
9	BTSSO, Bilaspur - Rev.Funds	19.68
10	NSSO, Bangalore	
	DFLS (SSPCs)	713.03
	DFLS (FARMS)	35.22
	MULBERRY CUTTINGS	1.87
	MULBERRY SAPLINGS	21.26
	COCOONS	37.49
	SSTL, Kodathi	0.46
11	Eri SSPCs	25.47
12	Eri RMB	0.39
13	Muga SSPC,Kaliabari	8.14
	<b>Total</b>	<b>1,007.81</b>
	<b>Closing Stock</b>	
1	ERI RMB - Hyderabad	0.44
2	NSSO Bangalore	876.59
	<b>Total</b>	<b>877.03</b>

*(G. Ravichandran)*  
(G. RAVICHANDRAN)  
DEPUTY DIRECTOR (A&A)  
CENTRAL SILK BOARD  
BANGALORE-560 068.

*(CA A. Manoharan)*  
(CA A. MANOHARAN)  
JOINT DIRECTOR (FINANCE)  
CENTRAL SILK BOARD  
BANGALORE-560 068.


**CENTRAL SILK BOARD  
BANGALORE - 560 068**


**ANNEXURE - V**

**DETAILS OF CASH & BANK BALANCES**

[ ₹. IN LAKHS ]

SL. NO.	PARTICULARS	AS ON 31.03.2015	AS ON 31.03.2016
1	Permanent Advance (Imprest)	0.10	0.10
2	House Building Advance	0.13	-
3	Salary Deductions	0.36	7.42
4	Refundable Deposits	79.70	69.20
5	Revolving/Working Capital	469.46	517.28
6	Amt. Recd for D'ment	2,293.14	4,158.83
7	Training Fund	18.47	16.14
8	Others (ISDS/Ext Agencies etc	354.64	1,223.35
9	Earmarked Funds	230.89	119.54
<b>TOTAL - I</b>		<b>3,446.89</b>	<b>6,111.86</b>
<b>TRADING FUNDS</b>			
10	Muga Raw Material Bank, Sivsagar	11.60	5.36
11	Raw Material Bank, Chaibasa	120.66	82.87
12	Price Stabilisation Scheme	0.16	0.39
<b>TOTAL - II</b>		<b>132.42</b>	<b>88.62</b>
<b>GRAND TOTAL ( I + II )</b>		<b>3,579.31</b>	<b>6,200.48</b>

  
**(G. RAVICHANDRAN )**  
**DEPUTY DIRECTOR (A & A)**  
**CENTRAL SILK BOARD**  
**BANGALORE-560 068.**

  
**(CA. A. MANOHARAN )**  
**JOINT DIRECTOR (FINANCE)**  
**CENTRAL SILK BOARD**  
**BANGALORE-560 068.**

**CENTRAL SILK BOARD, BANGALORE - 560 068**


[ ANNEXURE - VI ]


**DETAILS OF LOANS & ADVANCES AS ON 31-03-2016**

									[ ₹ in Lakhs ]
SL. NO.	Name of Accounting Unit	M.C.A.	C.A.	FESTIVAL ADVANCES	COMPUTER ADVANCE	OTHER ADVANCES	TA/TTA/LTC ADVANCES	DEPT. / CONTINGENT ADVANCES	CLO. BALANCE AS ON 31-03-2016
1	2	3	4	5	6	7	8	9	10
1	Board's Secretariat	5.08	0.00	1.17	18.81	0.00	5.60	0.00	30.66
2	R. O., New Delhi	0.00	0.00	0.14	0.00	0.00	0.00	0.00	0.14
3	R. O. Kolkota	0.00	0.00	0.26	0.00	0.00	0.00	0.00	0.26
4	R. O., Jammu	0.00	0.00	0.06	0.00	0.00	0.00	0.00	0.06
5	R. O., Mumbai	0.00	0.02	0.07	0.00	0.00	0.00	0.00	0.09
6	R. O., Chennai	0.00	0.00	0.15	0.00	0.00	0.00	0.00	0.15
7	R. O., Hyderabad	0.08	0.00	0.05	3.05	0.00	0.00	0.00	3.18
8	R. O., Bhubaneswar	0.51	0.03	0.12	0.00	0.00	0.00	0.00	0.66
9	R. O., Guwahati	0.19	0.02	0.15	1.97	0.00	0.00	0.00	2.33
10	R. O., Lucknow	0.18	0.00	0.04	0.00	0.00	0.00	0.00	0.22
11	R M B, Chaibasa	0.11	0.00	0.14	0.00	0.00	0.00	0.00	0.25
12	M.R.M.B., Sibsagar	0.08	0.06	0.09	0.10	0.00	0.00	0.00	0.33
13	C.C., Varanasi	0.00	0.00	0.04	0.00	0.00	0.00	0.00	0.04

Contd.....

									[ ₹ in Lakhs ]
SL. NO.	Name of Accounting Unit	M.C.A.	C.A.	FESTIVAL ADVANCES	COMPUTER ADVANCE	OTHER ADVANCES	TA/TTA/LTC ADVANCES	DEPT. / CONTINGENT ADVANCES	CLO. BALANCE AS ON 31-03-2016
1	2	3	4	5	6	7	8	9	10
14	C.S.R.&T.I., Mysore	6.20	0.87	3.56	22.73	-	3.54	0.08	36.98
15	C.S.R.&T.I., Berhampore	0.91	0.36	4.02	1.48	-	1.09	0.54	8.40
16	C.T.R.&T.I., Ranchi	0.34	0.35	3.69	4.49	2.61	9.03	36.73	57.24
17	B.T.S.S.O., Bilaspur	1.29	0.31	4.63	1.25	-	1.22	-	8.70
18	N.S.S.O., Bangalore	3.92	1.23	8.47	9.04	0.35	4.20	0.25	27.46
19	C.S.T.R.I., Bangalore	3.45	0.17	2.10	8.72	-	5.49	16.69	36.62
20	C.S.R.&T.I., Pampore	1.37	0.29	2.91	0.34	0.02	1.42	6.62	12.97
21	C.M.E.R.&T.I., Lahdoigarh	0.54	0.50	2.09	3.45	-	-	-	6.58
22	CSGRC, Hosur	1.09	-	0.37	0.59	-	-	-	2.04
23	S.B.R.L., Kodathi	0.15	-	0.11	0.06	-	-	-	0.32
24	M.S.S.O., Guwahati	3.10	0.03	1.79	8.15	-	0.24	19.40	32.71
25	ERI SSPCs (Hosur)	-	-	-	-	-	-	-	-
	<b>GRAND TOTAL</b>	<b>28.59</b>	<b>4.24</b>	<b>36.22</b>	<b>84.23</b>	<b>2.98</b>	<b>31.83</b>	<b>80.31</b>	<b>268.39</b>

  
 [ G. RAVICHANDRAN ]  
 DEPUTY DIRECTOR [ A & A ]  
 CENTRAL SILK BOARD  
 BANGALORE -560 068

  
 [ CA. A. MANOHARAN ]  
 JOINT DIRECTOR (FINANCE)  
 CENTRAL SILK BOARD  
 BANGALORE -560 068




**CENTRAL SILK BOARD  
BANGALORE-560 068.**

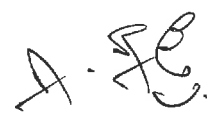
[ANNEXURE VII]

**LOANS TO OTHER AGENCIES BALANCE AS ON 31.03.2016**

[ ₹. IN LAKHS ]

SL.NO	NAME OF THE AGENCY	PURPOSE	AMOUNT
1	Director of Sericulture, Govt. of Andhra Pradesh	Working Capital Loan	77.08
2	KSIC, Karnataka	Working Capital Loan	16.01
3	Eri SSPCs	Working Capital Loan	2.00
	<b>TOTAL-I</b>		<b>95.09</b>
4	Interest Accrued		91.51
	<b>TOTAL-II</b>		<b>91.51</b>
	<b>GRAND TOTAL (I + II)</b>		<b>186.60</b>

  
(G.RAVICHANDRAN)  
DEPUTY DIRECTOR (A & A)  
CENTRAL SILK BOARD  
BANGALORE-560 068.

  
(CA A MANOHARAN)  
JOINT DIRECTOR (FINANCE)  
CENTRAL SILK BOARD  
BANGALORE-560 068.



## CENTRAL SILK BOARD, BANGALORE - 560 068

[ ANNEXURE - VIII ]

## DETAILS OF ADVANCE DEPOSITS AS ON 31.03.2016

										[ ₹ in Lakhs ]
SL. NO.	Name of the Accounting Unit	CPWD / RITES STATE PWD ETC.,	TELEPHONE / TELEX	ELECTRICITY	RENT	OTHER MISC. DEPOSITS	ADVANCE EPF Contrbn.	ADVANCE GSLIS	ADVANCES WORKING CAPITAL	CLO. BALANCE AS ON 31.03.2016
1	2	3	4	5	6	7	8	9	10	11
1	Board's Secretariat	912.61	3.68	4.66	-	64.00	-	0.85	-	985.80
2	R. O., New Delhi	-	0.04	0.66	9.80	6.65	-	-	-	17.15
3	R. O. Kolkota	-	0.54	0.72	0.01	0.06	-	0.02	-	1.35
4	R. O., Jammu	-	0.06	-	-	-	-	-	-	0.06
5	R. O., Mumbai	2.09	0.02	0.16	-	5.24	-	-	-	7.51
6	R. O., Chennai	-	-	-	3.60	0.02	-	-	-	3.62
7	R. O., Hyderabad	-	0.03	-	-	0.05	-	-	-	0.08
8	R. O., Bhubaneswar	-	0.06	0.05	-	-	-	-	-	0.12
9	R. O., Guwahati	-	0.15	-	1.57	-	-	-	-	1.72
10	R. O., Lucknow	-	0.01	-	-	0.06	-	-	-	0.07
11	RMB, Chaibasa	-	0.01	0.22	-	-	-	-	-	0.23
12	M.R.M.B., Sibsagar	-	-	-	-	0.01	0.05	-	-	0.06
13	C.C., Varanasi	-	-	-	-	-	-	-	-	-

Contd.....

										[ ₹ in Lakhs ]
SL. NO.	Name of the Accounting Unit	CPWD / RITES STATE PWD ETC.,	TELEPHONE / TELEX	ELECTRICITY	RENT	OTHER MISC. DEPOSITS	ADVANCE EPF Contrbn.	ADVANCE GSLIS	ADVANCES WORKING CAPITAL	CLO. BALANCE AS ON 31 - 03 - 2015
1	2	3	4	5	6	7	8	9	10	11
14	C.S.R.&.T.I., Mysore	88.85	2.06	17.74	0.20	57.87	-	0.02	-	166.74
15	C.S.R.&.T.I., Berhampore	221.35	0.75	11.31	0.02	45.46	-	-	-	278.89
16	C.T.R.&.T.I., Ranchi	98.02	0.98	9.28	0.06	10.15	-	0.11	-	118.60
17	B.T.S.S.O., Bilaspur	340.71	0.31	0.52	0.03	43.07	0.32	-	-	384.96
18	N.S.S.O., Bangalore	757.01	1.42	39.00	0.44	3.62	-	-	0.53	802.02
19	C.S.T.R.I., Bangalore	-	0.46	5.19	0.30	1,211.29	0.02	-	-	1,217.26
20	C.S.R.&.T.I., Pampore/Srinaga	357.32	0.65	34.89	-	11.08	-	-	-	403.93
21	C.M.E.R.&.T.I., Lahdolgarh	447.39	0.20	0.90	-	27.53	-	-	-	476.02
22	CSGRC, Hosur	-	0.06	1.83	-	0.85	-	-	-	2.74
23	S.B.R.L., Kodathi	47.40	0.37	-	-	12.38	-	-	-	60.15
24	M.S.S.O., Guwahati	849.07	0.25	-	0.06	0.62	-	-	-	850.00
25	ESSO / MUGA - SSPC's	-	-	-	-	-	-	-	0.11	0.11
26	ERMB, HYDERABAD	-	-	-	-	-	-	-	5.00	5.00
	<b>Grand Total</b>	<b>4,121.82</b>	<b>12.11</b>	<b>127.13</b>	<b>16.09</b>	<b>1,500.01</b>	<b>0.39</b>	<b>1.00</b>	<b>5.64</b>	<b>5,784.19</b>

*G. Ravichandran*  
 (G. RAVICHANDRAN  
 DEPUTY DIRECTOR [ A & A ]  
 CENTRAL SILK BOARD  
 BANGALORE -560 068

*A. Manoharan*  
 [ CA A-MANOHRAN ]  
 JOINT DIRECTOR [ FINANCE ]  
 CENTRAL SILK BOARD  
 BANGALORE -560 068


**CENTRAL SILK BOARD  
BANGALORE-560 068.**


**INTEREST ACCRUED AS ON 31.03.2016 OUT OF EARMARKED FUNDS**

**(Annexure -IX)**

**[ ₹. IN LAKHS ]**

SL.NO.	NAME OF THE UNIT	PARTICULARS	CURRENT YEAR 2015 - 2016
1	Central Office, Bangalore	Gold Medal	0.16
		Labour Welfare Fund	0.45
		Reelers Revolving Fund	64.03
		Indian Silk	0.24
		Reserch and Development Fund	13.96
		Training Fund	1.95
		Seth Baldev Shah (PGDS)	0.26
2	CSR&TI, Mysore	Training Fund	2.30
		Farm Development Fund	27.34
3	NSSO, Bangalore	Training Fund	0.63
4	CSR&TI, Berhampore	Training Fund	0.74
5	CSTRI Bangalore	Training Fund	1.37
6	CTR&TI Ranchi	Training Fund	0.84
7	CSR&TI Pampore	Training Fund	0.04
		<b>TOTAL :</b>	<b>114.31</b>

  
**(G. RAVICHANDRAN)**  
**DEPUTY DIRECTOR (A&A)**  
**CENTRAL SILK BOARD**  
**BANGALORE-560 068.**

  
**(CA A. MNOHARAN)**  
**JOINT DIRECTOR (FINANCE)**  
**CENTRAL SILK BOARD**  
**BANGALORE-560 068.**


**CENTRAL SILK BOARD  
BANGALORE-560 068.**


**INTEREST ACCRUED AS ON 31.03.2016 OUT OF OTHER THAN EARMARKED FUNDS**

**(Annexure -X)**

**[ ₹. IN LAKHS ]**

SL.NO.	NAME OF THE UNIT	PARTICULARS	CURRENT YEAR 2015 - 2016
1	Central Office, Bangalore	P3D Eri RMB	0.02 12.07
2	NSSO, Bangalore	Working Capital Fund	345.87
3	CMERTI Lahdoigarh	Deposits	0.17
4	Muga SSPC Guwahati	Working Capital Fund	0.01
5	Eri SSPC Guwahati	Working Capital Fund	0.18
		<b>TOTAL :</b>	<b>358.32</b>

  
**(G. KAVICHANDRAN)**  
**DEPUTY DIRECTOR (A&A)**  
**CENTRAL SILK BOARD**  
**BANGALORE-560 068.**

  
**(CA A. MANOHARAN)**  
**JOINT DIRECTOR (FINANCE)**  
**CENTRAL SILK BOARD**  
**BANGALORE-560 068.**


**CENTRAL SILK BOARD  
BANGALORE-560 068.**


**INVESTMENTS MADE OUT OF EARMARKED FUNDS AS ON 31.3.2016**

(ANNEXURE -XI)

[ ₹. IN LAKHS ]

SL.NO.	NAME OF THE UNIT	PARTICULARS	CURRENT YEAR 2015 - 2016
	<b>EARMARKED FUNDS</b>		
1]	Central Office, Bangalore	Gold Medal	2.15
		Labour Welfare Fund	5.00
		Reelers Revolving Fund	721.02
		Indian silk	28.27
		Research & Development Fund	171.15
		Training Fund	14.30
		Seth Baldev Shah (PGDS)	1.93
		VSMPC	124.72
2]	CSR & TI, Mysore	Training Fund	37.44
		Farm Development Fund	366.23
3]	NSSO Bangalore	Training Fund	8.19
4]	CSR & TI, Berhampore	Training Fund	15.30
5]	CSTRI, Bangalore	Training Fund	14.41
6]	CTR&TI Ranchi	Training Fund	25.01
7]	CSR&TI Pampore	Training Fund	10.28
		<b>TOTAL - EARMARKED FUNDS</b>	<b>1,545.40</b>

  
 (G. RAVICHANDRAN)  
 DEPUTY DIRECTOR (A&A)  
 CENTRAL SILK BOARD  
 BANGALORE-560 068.

  
 (CA A MANOHARAN)  
 JOINT DIRECTOR (FINANCE)  
 CENTRAL SILK BOARD  
 BANGALORE-560 068.


**CENTRAL SILK BOARD  
BANGALORE-560 068.**


**INVESTMENTS AS ON 31.3.2016 OF OTHER THAN EARMARKED FUNDS**

(ANNEXURE-XII)

[ ₹. IN LAKHS ]

SL. NO.	NAME OF THE UNIT	PARTICULARS	CURRENT YEAR 2015 - 2016
1]	Central Office, Bangalore	P3D	0.21
		Eri RMB	118.57
2)	NSSO, Bangalore	Working Capital Fund	3,254.85
3)	CMER&TI Lahdoigarh	Deposits	441.69
4)	Muga SSPC Guwahati	Working Capital Fund	4.00
5)	Eri SSPC Guwhati	Working Capital Fund	3.00
		<b>TOTAL - OTHERS</b>	<b>3,822.32</b>

  
**(G.RAVICHANDRAN)**  
**DEPUTY DIRECTOR (A&A)**  
**CENTRAL SILK BOARD**  
**BANGALORE-560 068.**


  
**(CA.A.MANOHARAN)**  
**JOINT DIRECTOR (FINANCE)**  
**CENTRAL SILK BOARD**  
**BANGALORE-560 068.**




## CENTRAL SILK BOARD, BANGALORE-560 068

## GRANTS IN AID RELEASED BY MINISTRY DURING 2015-16

Date of release	Non-Plan	₹ IN LAKHS	
		P L A N	GRAND TOTAL
of GIA			
Carriief forward from 2014-15	-	-	-
No.25014/1/2015-Silk dt. 15.04.2015	5,516.00	-	5,516.00
No.25014/5/2015-Silk(PG-R&D)(1) dt.11.05.2015	-	193.67	193.67
No.25014/5/2015-Silk(PC-R&D)(1) dt.11.05.2015	-	50.83	50.83
No.25014/5/2015-Silk(PG-SO)(1) dt.11.05.2015	-	108.00	108.00
No.25014/5/2015-Silk(PC-SO)(1) dt.11.05.2015	-	41.67	41.67
No.25014/5/2015-Silk(PG-HRD)(1) dt.11.05.2015	-	33.00	33.00
No.25014/5/2015-Silk(PC-HRD)(1) dt.11.05.2015	-	11.00	11.00
No.25014/5/2015-Silk(PG-QCS)(1) dt.11.05.2015	-	1.67	1.67
No.25014/5/2015-Silk(PC-QCS)(1) dt.11.05.2015	-	0.50	0.50
No.25014/5/2015-Silk(PG-CDP)(1) dt.11.05.2015	-	433.00	433.00
No.25014/5/2015-Silk(PC-CDP)(1) dt.11.05.2015	-	1,283.00	1,283.00
No.25014/5/2015-Silk(PG-CDPSC)(1) dt.11.05.2015	-	83.00	83.00
No.25014/5/2015-Silk(PC-CDPSC)(1) dt.11.05.2015	-	250.00	250.00
No.25014/1/2015-Silk dt. 18.05.2015	13,792.00	-	13,792.00
No.25014/5/2015-Silk(PNEG-SO)(1) dt.18.05.2015	-	8.83	8.83
No.25014/5/2015-Silk(PNEC-SO)(1) dt.18.05.2015	-	7.83	7.83
No.25014/5/2015-Silk(PNEG-HRD)(1) dt.18.05.2015	-	3.00	3.00
No.25014/5/2015-Silk(PNEC-HRD)(1) dt.18.05.2015	-	2.00	2.00
No.25014/5/2015-Silk(PNEG-CDP)(1) dt.18.05.2015	-	112.50	112.50
No.25014/5/2015-Silk(PNEC-CDP)(1) dt.18.05.2015	-	337.50	337.50
No.25014/5/2015-Silk(PG-R&D)(2) dt.22.06.2015	-	484.17	484.17
No.25014/5/2015-Silk(PC-R&D)(2) dt.22.06.2015	-	127.08	127.08
No.25014/5/2015-Silk(PG-SO)(2) dt.22.06.2015	-	271.00	271.00
No.25014/5/2015-Silk(PC-SO)(2) dt.22.06.2015	-	104.17	104.17
No.25014/5/2015-Silk(PG-HRD)(2) dt.22.05.2015	-	83.50	83.50
No.25014/5/2015-Silk(PC-HRD)(2) dt.22.05.2015	-	28.00	28.00
No.25014/5/2015-Silk(PNEG-SO)(2) dt.26.06.2015	-	22.09	22.09
No.25014/5/2015-Silk(PNEC-SO)(2) dt.26.06.2015	-	19.58	19.58
No.25014/5/2015-Silk(PNEG-HRD)(2) dt.26.06.2015	-	8.50	8.50
No.25014/5/2015-Silk(PNEC-HRD)(2) dt.26.06.2015	-	5.50	5.50
No.25014/5/2015-Silk(PG-R&D)(3) dt.29.07.2015	-	484.16	484.16
No.25014/5/2015-Silk(PC-R&D)(3) dt.29.07.2015	-	127.09	127.09
No.25014/5/2015-Silk(PG-SO)(3) dt.29.07.2015	-	271.00	271.00
No.25014/5/2015-Silk(PC-SO)(3) dt.29.07.2015	-	104.16	104.16
No.25014/5/2015-Silk(PG-HRD)(3) dt.29.07.2015	-	83.50	83.50
No.25014/5/2015-Silk(PC-HRD)(3) dt.29.07.2015	-	28.00	28.00
No.25014/5/2015-Silk(PNEG-SO)(3) dt.31.07.2015	-	22.08	22.08
No.25014/5/2015-Silk(PNEC-SO)(3) dt.31.07.2015	-	19.59	19.59
No.25014/5/2015-Silk(PNEG-HRD)(3) dt.31.07.2015	-	8.50	8.50
No.25014/5/2015-Silk(PNEC-HRD)(3) dt.31.07.2015	-	5.50	5.50
No.25014/5/2015-Silk, dated 25.08.2015 [Surrender of CDP funds]	-	(2,499.00)	(2,499.00)
No.25014/5/2015-Silk(PG-R&D)(4) dt.23.09.2015	-	2,679.00	2,679.00
No.25014/5/2015-Silk(PC-R&D)(4) dt.23.09.2015	-	1,168.50	1,168.50
No.25014/5/2015-Silk(PG-SO)(4) dt.23.09.2015	-	1,698.30	1,698.30
No.25014/5/2015-Silk(PG-SOSC)(1) dt.23.09.2015	-	200.00	200.00
No.25014/5/2015-Silk(PC-SO)(4) dt.23.09.2015	-	985.00	985.00
No.25014/5/2015-Silk(PC-SOSC)(1) dt.23.09.2015	-	500.00	500.00
No.25014/5/2015-Silk(PG-HRD)(4) dt.23.09.2015	-	356.25	356.25
No.25014/5/2015-Silk(PC-HRD)(4) dt.23.09.2015	-	95.25	95.25
No.25014/5/2015-Silk(PG-QEBTU)(1) dt.23.09.2015	-	20.00	20.00
No.25014/5/2015-Silk(PG-QEBTU)(2) dt.23.09.2015	-	58.33	58.33
No.25014/5/2015-Silk(PC-QEBTU)(1) dt.23.09.2015	-	10.00	10.00
No.25014/5/2015-Silk(PC-QEBTU)(2) dt.23.09.2015	-	9.50	9.50
No.25014/5/2015-Silk(PG-CDPT)(1) dt.23.09.2015	-	600.00	600.00
No.25014/5/2015-Silk(PC-CDPT)(1) dt.23.09.2015	-	1,400.00	1,400.00
No.25014/5/2015-Silk(PNEG-R&D)(1) dt.24.09.2015	-	402.75	402.75
No.25014/5/2015-Silk(PNEC-R&D)(1) dt.24.09.2015	-	1,272.00	1,272.00
No.25014/5/2015-Silk(PNEG-SO)(4) dt.24.09.2015	-	103.50	103.50
No.25014/5/2015-Silk(PNEC-SO)(4) dt.24.09.2015	-	246.75	246.75
No.25014/4/2015-Silk(3) dt. 19.11.2015	6,000.00	-	6,000.00
No.25014/5/2015-Silk(PG-R&D)(5) dt.03.12.2015	-	893.00	893.00
No.25014/5/2015-Silk(PC-R&D)(5) dt.03.12.2015	-	389.50	389.50
No.25014/5/2015-Silk(PG-SO)(5) dt.03.12.2015	-	632.70	632.70
No.25014/5/2015-Silk(PC-SO)(5) dt.03.12.2015	-	495.00	495.00
No.25014/5/2015-Silk(PG-HRD)(5) dt.03.12.2015	-	118.75	118.75
No.25014/5/2015-Silk(PC-HRD)(5) dt.03.12.2015	-	31.75	31.75
No.25014/5/2015-Silk(PNEG-R&D)(2) dt.07.12.2015	-	134.25	134.25
No.25014/5/2015-Silk(PNEC-SO)(5) dt.07.12.2015	-	35.25	35.25
No.25014/4/2015-Silk(4) dt. 15.01.2016	4,000.00	-	4,000.00
No.25014/5/2015-Silk(PC-R&D)(6) dt.10.02.2016	-	424.00	424.00
No.25014/5/2015-Silk(PG-SO)(6) dt.10.02.2016	-	34.50	34.50
No.25014/5/2015-Silk(PC-SO)(6) dt.10.02.2016	-	47.00	47.00
No.25014/4/2015-Silk(5) dt. 23.03.2016	900.00	-	900.00
<b>Total:</b>	<b>30,208.00</b>	<b>17,810.00</b>	<b>48,018.00</b>

  
[G.RAVICHANDRA]  
DEPUTY DIRECTOR (A & A)  
CENTRAL SILK BOARD  
BANGALORE


  
[CA MANOHARAN.A]  
JOINT DIRECTOR [FINANCE]  
CENTRAL SILK BOARD  
BANGALORE


## CENTRAL SILK BOARD, BANGALORE - 560 068

## SALES AND INTEREST EARNED OUT OF THE REVOLVING FUNDS FOR THE YEAR 2015-16

[ANNEXURE - XIV]

[ ₹. IN LAKHS ]			
SL. NO.	NAME OF THE UNIT	SALES	INTEREST EARNED
1	Muga SSPC Kaliabari	13.47	0.20
2	ERI SSPCS Guwahati	21.52	0.22
3	Eri RMB,Hyderabad	0.00	11.43
4	MYSORE, VIJYATHA	0.61	-
5	NSSO, BANGALORE	2326.47	290.30
6	OAK TASAR COCOON BANK,IMPHA	0.94	1.26
7	BTSSO Bilaspur	35.26	
8	MSSO Guwahati	21.15	
9	NSSO Bangalore	12.56	
	<b>TOTAL</b>	<b>2,431.98</b>	<b>303.41</b>

  
 (G. RAVICHANDRAN)  
 DEPUTY DIRECTOR (A & A)  
 CENTRAL SILK BOARD  
 BANGALORE-560 068.

  
 (CA A. MANOHARAN)  
 JOINT DIRECTOR (FINANCE)  
 CENTRAL SILK BOARD  
 BANGALORE-560 068.


## CENTRAL SILK BOARD, BANGALORE - 560 068


## RENT RECEIVABLE AS ON 31.3.2016

[ANNEXURE - XV]

[ ₹. IN LAKHS ]

SL. NO.	NAME OF THE UNIT	CURRENT YEAR 2015 - 2016
	a Board Secretariat	0.56
	b CTR&TI Ranchi	17.15
	c RO MUMBAI	7.35
	d NSSO Bangalore	19.17
	<b>TOTAL</b>	<b>44.23</b>

  
 (G. RAVICHANDRAN)  
 DEPUTY DIRECTOR (A & A)  
 CENTRAL SILK BOARD  
 BANGALORE-560 068.

  
 (CA A. MANOHARAN)  
 JOINT DIRECTOR (FINANCE)  
 CENTRAL SILK BOARD  
 BANGALORE-560 068.

CENTRAL SILK BOARD  
BANGALORE-560 068.

(Annexure - XVI)

FUNDS RECEIVED FROM OTHER SOURCES  
RECEIPTS AND PAYMENTS FOR 2015-2016

[ ₹. IN LAKHS ]

SL.NO.	NAME OF THE FUND	RECEIPTS	PAYMENTS
	<b>BOARD SECRETARIAT</b>		
1	SSGYS Projects	1961.85	1956.50
2	Seed Development Fund	1.47	0.02
3	GSLIS Claims	81.83	84.91
4	Defined Pension Contribution	191.88	188.75
5	I S D S	88.72	107.24
6	Mahila Kishan Sashatikaran Parlyojana	1972.20	1007.69
7	NERTPS	3844.04	3844.02
8	Pensioners ID card	0.27	0.97
9	D B T	27.18	27.18
10	Gold Medal for PGDC in Seri	0.00	0.00
	<b>TOTAL - I</b>	<b>8,169.44</b>	<b>7,217.28</b>
	<b>CSR&amp;TI, MYSORE</b>		
11	D.B.T.	27.38	28.88
12	CSIR - Fund	4.32	4.32
13	I S D S	0.00	8.00
	<b>TOTAL - II</b>	<b>31.70</b>	<b>41.20</b>
	<b>CTR &amp; TI, RANCHI</b>		
14	DBT (HQ)	0.00	4.10
15	I S D S	0.00	18.31
	<b>TOTAL - III</b>	<b>0.00</b>	<b>22.41</b>
	<b>CSR&amp;TI - BERHAMPORE</b>		
16	DBT Fund	0.00	1.53
17	I S D S	0.71	2.13
	<b>TOTAL - IV</b>	<b>0.71</b>	<b>3.66</b>
	<b>CSR&amp;TI - PAMPORE</b>		
18	DBT	7.18	0.00
19	I S D S	0.50	6.49
	<b>TOTAL - V</b>	<b>7.68</b>	<b>6.49</b>
	<b>NSSO - BANGALORE</b>		
20	Advance for DHLs	0.00	0.00
21	Other Funds	16.30	16.30
22	I S D S	0.00	2.64
	<b>TOTAL - VI</b>	<b>16.30</b>	<b>18.94</b>
	<b>SERIBIO TECH LAB, BANGALORE</b>		
23	DBT Fund	8.57	9.24
24	DST	0.00	0.64
	<b>TOTAL - VII</b>	<b>8.57</b>	<b>9.88</b>
	<b>CMER&amp;TI, LADOIGARH</b>		
25	DBT Fund	17.20	24.05
26	DST Fund	4.79	12.10
	<b>TOTAL - VIII</b>	<b>21.99</b>	<b>36.15</b>
	<b>CSTRI Bangalore</b>		
27	I S D S	5.89	17.10
28	MSME Funds	12.43	3.18
	<b>TOTAL -IX</b>	<b>18.32</b>	<b>20.28</b>
	<b>MSSO Guwahati</b>		
29	I S D S	0.00	1.65
	<b>TOTAL - X</b>	<b>0.00</b>	<b>1.65</b>
	<b>BTSSO Bilaspur</b>		
30	I S D S	0.00	45.62
	<b>TOTAL - XI</b>	<b>0.00</b>	<b>45.62</b>
	<b>GRAND TOTAL</b>	<b>8274.71</b>	<b>7423.56</b>

(G.RAVICHANDRAN)  
DEPUTY DIRECTOR (A & A)  
CENTRAL SILK BOARD  
BANGALORE-560 068.

(CA A MANOHARAN)  
JOINT DIRECTOR (FINANCE)  
CENTRAL SILK BOARD  
BANGALORE-560 068.

**CENTRAL SILK BOARD  
BANGALORE-560 068.**

(Annexure - XVII)


**FUNDS RECEIVED FROM EARMARKED FUNDS  
RECEIPTS AND PAYMENTS FOR 2015-2016**

77


[ ₹. IN LAKHS ]

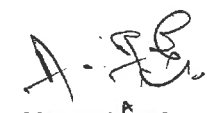
SL.NO.	NAME OF THE FUND	RECEIPTS	PAYMENTS
	<b>BOARD SECRETARIAT</b>		
1	Inspection Fund	6.96	11.09
2	Labour Welfare Fund	0.69	1.00
3	Reelers Revolving Fund	126.74	266.74
4	Indian Silk	7.27	4.30
5	R & D Fund	50.38	0.00
6	Training Fund	0.07	0.00
7	VSMPC	156.20	156.07
	<b>TOTAL - I</b>	<b>348.31</b>	<b>439.20</b>
	<b>CSR&amp;TI, MYSORE</b>		
8	ICTRETS - Training	84.88	82.45
9	Farm Development Fund	216.53	216.55
	<b>TOTAL - II</b>	<b>301.41</b>	<b>299.00</b>
	<b>CTR &amp; TI, RANCHI</b>		
10	Training Fund	3.31	6.84
	<b>TOTAL - III</b>	<b>3.31</b>	<b>6.84</b>
	<b>CSR&amp;TI - BERHAMPORE</b>		
11	Training Fund	2.54	1.40
	<b>TOTAL - IV</b>	<b>2.54</b>	<b>1.40</b>
	<b>CSR&amp;TI - PAMPORE</b>		
12	Training Fund	1.12	1.12
	<b>TOTAL - V</b>	<b>1.12</b>	<b>1.12</b>
	<b>CSTRI - BANGALORE</b>		
13	Training Fund	1.30	1.99
	<b>TOTAL - VI</b>	<b>1.30</b>	<b>1.99</b>
	<b>NSSO Bangalore</b>		
14	R & D fund	9.53	9.53
15	Training Fund	0.91	2.66
	<b>TOTAL - VII</b>	<b>10.44</b>	<b>12.19</b>
	<b>GRAND TOTAL</b>	<b>668.44</b>	<b>761.74</b>

  
(G. RAVICHANDRAN)  
DEPUTY DIRECTOR (A & A)  
CENTRAL SILK BOARD  
BANGALORE-560 068.

  
(CA A MANOHARAN)  
JOINT DIRECTOR (FINANCE)  
CENTRAL SILK BOARD  
BANGALORE-560 068.

CENTRAL SILK BOARD, BANGALORE - 560 068				ANNEXURE - XVIII			
CONSOLIDATED HEAD-WISE EXPENDITURE STATEMENT FOR THE YEARS 2015-16 & 2014 - 2015							
₹ IN LAKHS							
Sl. No.	HEADS OF ACCOUNTS	CURRENT YEAR - 2015 - 2016			PREVIOUS YEAR - 2014 - 2015		
		Non Plan	Plan	GRAND TOTAL	Non Plan	Plan	GRAND TOTAL
1	<b>SALARY AND ALLOWANCES</b>	21,250.70		21,250.70	20,555.04		20,555.04
2	Wages & EPF/Gratuity	808.58	3,199.76	4,008.34	73.09	3,343.38	3,416.47
3	<b>TRAVELLING EXPENSES</b>		690.39	690.39		787.47	787.47
4	<b>CONTINGENT EXPENSES</b>						
	1. Professional Service Charges		323.04	323.04	161.99	124.42	286.41
	2. Rent, Rate & Taxes		217.32	217.32	107.85	68.14	175.99
	3. Publicity & Advertisement		24.70	24.70	8.73	12.15	20.88
	4. Repairs & Maint. of Buildings & Vehicles.		581.80	581.80	349.71	242.98	592.69
	5. Stores/Printing & Stationery		792.87	792.87		643.81	643.81
	6. Electricity and Water Charges		318.02	318.02	207.93	106.85	314.78
	7. Telephone / Telex / Postage		103.81	103.81		96.69	96.69
	8. Other Office Expenses		303.78	303.78	1.20	308.74	309.94
	9. Demonstrator and Extension Activities		403.21	403.21	1.97	143.32	145.29
	<b>TOTAL CONTINGENT EXPENSES (IV)</b>	-	3,068.55	3,068.55	839.38	1,747.10	2,586.48
5	<b>OTHERS</b>						
	1. PENSION & GRATUITY	8,144.66		8,144.66	6,447.26		6,447.26
	2. QUALITY CERTIFICATION SYSTEMS		100.00	100.00		42.00	42.00
	3. CATALYTIC DEVELOPMENT EXPENSES		2,000.00	2,000.00		553.00	553.00
	4. RELEASES UNDER R & D SCHEMES		1,273.71	1,273.71		354.06	354.06
	5. RELEASES UNDER SEED SCHEMES		143.80	143.80		21.00	21.00
	6. RELEASES UNDER BRAND PROMOTION SCHEME/STATES		4,834.04	4,834.04		44.33	44.33
	<b>TOTAL - OTHERS (V)</b>	8,144.66	8,351.55	16,496.21	6,447.26	1,014.39	7,461.65
6	<b>ASSETS</b>						
	1. Land	-	-	-	-	-	-
	2. Building & Other Orig. Works					5.33	5.33
	3. Tools/Plant/Machinery		235.99	235.99		234.09	234.09
	4 (I). Furniture & Other Office Equipments		60.88	60.88		87.42	87.42
	4 (II). Electronic Data Processors including Computers, Printers etc.,:		47.97	47.97		52.70	52.70
	5. Vehicles		95.33	95.33		35.75	35.75
	6. Library Books & Scientific Journals		4.62	4.62		11.93	11.93
	7. Fan & Fixtures		1.39	1.39		1.51	1.51
	<b>TOTAL ASSETS (V)</b>	-	446.18	446.18	-	428.73	428.73
7	<b>RECOVERABLE ADVANCES - EMPLOYEES</b>	2.43	203.55	205.98	0.45	164.95	165.40
8	<b>ADVANCE DEPOSITS :</b>						
	(a) CPWD / State PWD etc.,		1,687.81	1,687.81		1,268.28	1,268.28
	(b) Telephone/Telex/Fax		0.06	0.06		0.20	0.20
	(c) Electricity		2.67	2.67		1.76	1.76
	(d) Rental Deposits		0.14	0.14		8.07	8.07
	(e) Other Miscellaneous Deposits		47.19	47.19		120.52	120.52
	(f) Library Deposits		14.27	14.27		20.27	20.27
	(g) Advance to Suppliers		97.47	97.47		140.55	140.55
	(h) Advance Payment - EPF Contribution		0.36	0.36		1.62	1.62
	(i) Advances - GSLS	1.63	0.05	1.68	1.78	0.04	1.82
	(j) C D P DEPOSITS			-			-
	<b>Total Advance Deposits :</b>	1.63	1,850.02	1,851.65	1.78	1,561.31	1,563.09
	<b>GRAND TOTAL - ( I TO VIII )</b>	30,208.00	17,810.00	48,018.00	27,917.00	9,047.33	36,964.33

  
[G.RAVICHANDRAN]  
DEPUTY DIRECTOR (ADMN. & ACCTS.)  
CENTRAL SILK BOARD  
BANGALORE - 560 068

  
[ C.A.A.MANOHRAN ]  
JOINT DIRECTOR (FINANCE)  
CENTRAL SILK BOARD  
BANGALORE - 560 068

RAW MATERIAL BANK  
(TASAR DEPOT)  
CENTRAL SILK BOARD  
CHAIBASA - 833 201  
RECEIPT & PAYMENT ACCOUNT AS ON 31.3.2016

[ ₹ IN LAKHS ]

## "WORKING CAPITAL FUND"

Sl. No.	RECEIPTS	2014-15 AMOUNT	2015-16 AMOUNT	Sl No	PAYMENT	2014-15 AMOUNT	2015-16 AMOUNT
1	Opening Balance:			1	Purchases: Cocoons	90.53	91.54
	SBI Chaibasa	6.34	9.16				
	CBI Chaibasa	96.28	52.83				
	BOI Chaibasa	6.74	6.61				
	CBI Raigarh	4.69	14.31		Gunny Bag	0.18	0.40
	CBI Bhagalpur	1.68	33.18				
	SBI, Warrangal	1.86	1.99				
	SBI Bhandara	2.58	2.58	2	Contingent Expenditure	6.15	4.92
2	Sales:Cocoons	241.07	196.49	3	Transporation Charges	2.18	0.79
	Silk Waste	0.07	0.15	5	Payment to S.Creditors	116.41	125.20
	Silk yarn	1.96		4	Market fee	1.68	
	Peduncle	0.04		5	Advance recd fromparty	144.38	66.09
	Gunny Bags	0.30	0.19	6	Closing Balance:		
3	Working Capital with TSD, Bhandara			7	Bank of India, Chaibasa	6.61	4.71
4	Interest on FDR	11.79	16.85		S.B.I Chaibasa	9.16	2.65
5	Misc. Receipt	1.69	0.05		C.B.I Chaibasa	52.83	34.97
6	Cash recd. from Debtors	0.05	4.23		C.B.I Raigarh	14.31	21.70
7	Market Fee	1.19			C.B.I Bhagalpur	33.18	14.38
8	Interest on LEF FDRs		0.24		SBI, Warrangal		
9	Advance received from party	0.02	0.19		SBI, Bhandara	2.58	2.47
10	Investement of Trading.Fund with FDRs	133.59	66.21	8	Investement of Trading.Fund with FDRs	1.99	1.99
11	EMD		16.64		Departmental Advance		50.00
12	Outstanding Departmental Advance	0.05	0.03	9	Payment to Sundry Creditors	29.79	
					Department Advance		0.12
	<b>TOTAL :</b>	<b>511.97</b>	<b>421.93</b>		<b>TOTAL :</b>	<b>511.97</b>	<b>421.93</b>

RAW MATERIAL BANK  
(TASAR DEPOT)  
CENTRAL SILK BOARD  
CHAIBASA - 833 201  
TRADING ACCOUNT AS ON 31.3.2016  
"WORKING CAPITAL A/C"

[ ₹ IN LAKHS ]

Sl. NO.	PARTICULARS	2014-15 AMOUNT	2015-16 AMOUNT	Sl. NO.	PARTICULARS	2014-15 AMOUNT	2015-16 AMOUNT
	TO:						
1	OPENING BALANCE:			1	By Cocoon Sale A/c.	306.12	201.24
a	Tasar/Oak Tasar	99.69	3.39	2	Tasar/Silk/Cooning Waste	0.07	0.15
		1.81	0.42	3	By Yarn Sale A/c.	0.05	1.97
b	Tasar/Silk/ Cocooning Waste	0.01		4	By Peduncle Sale A/c.	1.96	
c	Peduncle	0.04		5	By Gunny Bag Sale A/c.	0.38	0.21
d	Gunny Bags	0.63	0.10				
2	To Cocoon Purchase A/c.	192.60	210.02	6	BY CLOSING BALANCE:		
3	Silk/Coc/Waste Purchase A/c.	0.09	0.21	I.	Tasar Cocoons:		
4	Yarn Purchase A/c.	0.42	1.42	a	Main Depot, Chaibasa	0.97	4.44
5	Peduncle Purchase A/c.			b	TSD, Bhagalpur		2.35
				c	TSD, Raigarh		15.80
6	Gunny Bags	0.18	0.40	d	TSD, Warangal	2.42	2.00
7	Transportation Charges(Inward)	2.18	0.79	II	Tasar Mulberry Yarn:		
				a	Main Depot, Chaibasa	0.42	
8	Trading surplus transferred to Profit & Loss Account	14.83	11.61				
				IV	<u>GUNNY BAGS :</u>		
				a	Main Depot, Chaibasa	0.01	
				b	TSD, Bhagalpur	0.09	0.03
				VI.	Tasar/Silk/Cocooning Waste:		0.13
				a	Main Depot, Chaibasa		0.03
				b	TSD, Bhagalpur		
				c	TSD, Raigarh		0.01
				d	TSD Warangal		
				e	TSD, Bhandara		
	<b>Total</b>	<b>312.48</b>	<b>228.36</b>		<b>Total</b>	<b>312.48</b>	<b>228.36</b>



**RAW MATERIAL BANK (TASAR - DEPOT)  
CENTRAL SILK BOARD  
CHAIBASA - 833 201**

[ ₹ IN LAKHS ]

**PROFIT & LOSS ACCOUNT AS ON 31.3.2016 "WORKING CAPITAL ACCOUNT"**

SI. NO.	PARTICULARS	2014-15 AMOUNT	2015-16 AMOUNT	SI. NO.	PARTICULARS	2014-15 AMOUNT	2015-16 AMOUNT
1	Contingent Expenses	6.19	4.91	1	By Gross Profit transferred from Trading A/c	14.83	11.61
				2	Interest received on FDRs	5.44	5.47
				3	Interest received on FDRs (LEF)		
				4	Other Misc. Receipt(service charges/rebate of Market fee)	0.18	0.05
2	Net surplus transferred to P & L Appropriation Account	30.10	24.52	5	Int.received from party towards sale	1.69	
				6	Accrued Interest on TDRs	13.98	12.22
					Accrued Interest on TDRs -LEF	0.17	0.08
	<b>TOTAL</b>	<b>36.29</b>	<b>29.43</b>			<b>36.29</b>	<b>29.43</b>

**PROFIT & LOSS APPROPRIATION ACCOUNT AS ON 31.3.2015 "WORKING CAPITAL ACCOUNT"**

SI. NO.	PARTICULARS	2014-15 AMOUNT	2015-16 AMOUNT	SI. NO.	PARTICULARS	2014-15 AMOUNT	2015-16 AMOUNT
1	Accrued interest on FDR(LEF) transferred to LEF FUND	0.17	0.08	1	By Balance	239.85	269.78
2	To Net surplus transferred to Balance Sheet	269.78	294.22	2	To Net surplus transferred from P&L A/c	30.10	24.52
	<b>TOTAL</b>	<b>269.95</b>	<b>294.30</b>		<b>TOTAL</b>	<b>269.95</b>	<b>294.30</b>

RAW MATERIAL BANK  
(TASAR DEPOT)  
CENTRAL SILK BOARD  
CHAIBASA - 833 201

[ ₹ IN LAKHS ]

BALANCE SHEET AS ON 31ST MARCH 2016 "WORKING CAPITAL"

Sl. No.	CAPITAL & LIABILITIES	2014-15 AMOUNT	2015-16 AMOUNT	Sl. No.	ASSETS	2014-15 AMOUNT	2015-16 AMOUNT
1	<b>WORKING CAPITAL:</b>			1	<b>CURRENT ASSETS:</b>		
a	Fund from S.T.S.	24.49	24.49	a	Closing Stock	3.92	24.79
b	Fund from I.S.T.P.	15.00	15.00	b	<b>CASH AT BANK:</b>		
c	Fund from ISTEP(RMB,Malda)	15.00	15.00	i	C/A with SBI, Chaibasa	9.16	2.65
d	Fund for TSD,Warangal	15.00	15.00	ii.	C/A with CBI, Chaibasa	52.83	34.97
e	Funds for TSD,Bhandara	20.00	20.00	iii.	C/A with Bank of India,Chaibasa	6.61	4.71
2	<b>RESERVE &amp; SURPLUS</b>			iv.	C/A with CBI, Bhagalpur	14.31	14.38
a	Net profit transferred from P & L Appropriation A/C	269.78	294.22	v	C/A with CBI, Raigarh	33.18	21.70
3	<b>LOSS EQUILISATION FUND:</b>	2.98	3.08	vi.	C/A with CBI, Bhandara	1.99	1.99
3.a	E M D		0.03	vii.	C/A with CBI, Warangal	2.58	2.47
4	<b>SUNDRY CREDITORS</b>	9.19	4.10	2	<b>DEPOSIT &amp; INVESTMENT:</b>		
5	Advance Received from party	6.76	0.12	i	Term Deposit Receipt	217.85	253.81
6	<b>LOAN FROM GOI ON BEHALF OF UP GOVT.</b>			ii	Term Deposit Receipt(LEF)	2.12	1.88
a)	Outstanding Loan provided by Central Office from GIA	5.00	5.00	iii	Accrued Int. on TDRs	13.98	12.22
b)	Intrest of loan payable to GOI on receipt from U.P. government.	51.05	51.05	iv	Accrued Int. on TDRs(LEF)	0.17	0.08
	<b>TOTAL :</b>	<b>434.25</b>	<b>447.09</b>	3	<b>LOAN &amp; ADVANCES:</b>		
				a	Loan to U.P. Government	15.00	15.00
				b	Dept/Cont. Adv. to NDU		0.12
				4	<b>SUNDRY DEBTORS</b>		
				a	INT. OF LOAN TO U.P. GOVT :	4.75	0.52
				b	Int. receivable from UP Govt. on loan paid by R.M.B.	4.85	4.85
				c	Int. due from U.P. Govt.	50.95	50.95
					<b>TOTAL :</b>	<b>434.25</b>	<b>447.09</b>

**ANNEXURE- XX**

**MUGA RAW MATERIAL BANK  
CENTRAL SILK BOARD  
MINISTRY OF TEXTILES - GOVERNMENT OF INDIA  
SIBSAGAR (ASSAM)**

**RECEIPTS & PAYMENT ACCOUNT FOR THE YEAR 2015-2016**

[₹ in Lakhs]

SL. NO.	PARTICULARS	RECEIPTS		PAYMENT	
		2014-15	2015-16	2014-15	2015-16
1	OPENING BALANCE :				
	ii) Cash at Bank	19.13	11.60		
2	Advance A/C [Contg.]	20.57	7.24	20.57	7.24
3	Advance A/C [NDU.]	8.63	1.90	8.63	1.90
4	F.D.R.A/c	17.02	16.53	30.82	34.84
5	F.D.R. LEF A/c		0.32	0.16	0.45
6	Interest Receipt (FDR)	10.99	9.01		
7	Interest Receipt - FDR (LEF)	0.17	0.12		
8	Purchase of Muga cocoons			9.40	1.37
9	Purchase of Muga cut cocoons			5.26	7.29
10	Purchase of cut/pierced cocoons			20.01	3.36
11	Sale of Muga Cocoons	8.27	1.40		
12	Sale of Muga Cut Cocoons	4.62	8.05		
13	Sale of Cut Cocoons	17.77	6.05		
14	Transportation charges			0.54	0.23
15	Other Dev. Programmed			0.18	0.18
16	Advance received from others		0.500		0.50
17	Working Capital			11.60	
18	Other Miscellaneous Receipt				
19	CLOSING BALANCE :				
	i) Cash at Bank				5.36
	<b>Total</b>	<b>107.17</b>	<b>62.72</b>	<b>107.17</b>	<b>62.72</b>

**MUGA RAW MATERIAL BANK  
CENTRAL SILK BOARD  
SIBSAGAR (ASSAM)  
TRADING ACCOUNT FOR THE YEAR 2015-2016**

[₹ in Lakhs]

SL. NO.	PARTICULARS	2014-15 AMOUNT	2015-16 AMOUNT	SL. NO.	PARTICULARS	2014-15 AMOUNT	2015-16 AMOUNT
1	<b>OPENING BALANCE</b>		2.60	1	<b>SALES :</b>		
2	To Purchase of Muga Cut/Pierced Cocoons	5.26	7.29	a) i. Muga Cocoons (HQ.)	8.27	1.40	
3	To Purchase of Muga & Eri Cocoons	29.41	4.73	ii. Eri pierced Cocoons	17.77	6.05	
4	Bank Charges			ii. Muga Cut Cocoons	4.62	8.05	
5	Transporation Charges	0.54	0.23	2	Closing Stock	0.30	
6	Other Dev. Programme	0.18	0.18	Muga cut/perced cocoons	2.30		
	Profit & Loss Account		0.47	Eri Pierced cocoons	2.13		
	<b>TOTAL</b>	<b>35.39</b>	<b>15.50</b>	Profit & Loss Account			
				<b>TOTAL</b>	<b>35.39</b>	<b>15.50</b>	

**MUGA RAW MATERIAL BANK  
CENTRAL SILK BOARD  
SIBSAGAR (ASSAM)**

[₹ in Lakhs]

**PROFIT & LOSS ACCOUNT FOR THE YEAR 2015-2016**

Sl. No.	PARTICULARS	2014-15 Amount	2015-16 Amount	Sl. No.	PARTICULARS	2014-15 Amount	2015-16 Amount
	Trading loss trnsfd from Trading A/c	2.13		1	Net Profit trnsfd from Trading A/c		0.47
	Net Surplus transferred to P & L Appropriation A/c	9.48	11.34	2	By Interest received on FDRs.	2.45	2.46
				3	By Accrued Interest on FDRs.	9.02	8.27
				4	By Interest recd on FDR (LEF)	0.01	0.01
				5	By Accrued Interest on FDRs(LEF)	0.13	0.12
				6	By Bank charges reversed		0.01
	<b>Total</b>	<b>11.61</b>	<b>11.34</b>		<b>Total</b>	<b>11.61</b>	<b>11.34</b>

**MUGA RAW MATERIAL BANK  
CENTRAL SILK BOARD  
SIBSAGAR (ASSAM)**

[₹ in Lakhs]

**PROFIT & LOSS APPROPRIATION ACCOUNT FOR THE YEAR 2015-16**

Sl. No.	PARTICULARS	2014-15 Amount	2015-16 Amount	Sl. No.	PARTICULARS	2014-15 Amount	2015-16 Amount
1	To Accrued Interest on FDR (LEF A/c)	0.13	0.18	1	By Trading Surplus	101.97	111.32
2	To Sundry Debtors realization			2	By Net Surplus transferred from P&L Account	9.48	11.34
3	To Net Surplus trnsfd to B.Sheet	111.32	122.48				
	<b>Total</b>	<b>111.45</b>	<b>122.66</b>		<b>Total</b>	<b>111.45</b>	<b>122.66</b>

**MUGA RAW MATERIAL BANK  
CENTRAL SILK BOARD  
SIBSAGAR (ASSAM)  
BALANCE SHEET AS ON 31.3.2016 (WORKING CAPITAL ACCOUNT)**

[₹ in Lakhs]

SI. NO	LIABILITIES	2014-15 AMOUNT	2015-16 AMOUNT	SL NO	ASSETS	2014-15 AMOUNT	2015-16 AMOUNT
1.	Fund from Member Secretary, CSB, Bangalore	35.00	35.00	1.	i) Cash at Bank	11.60	5.36
2.	Loss Equilisation Fund :	1.97	2.15	2.	DEPOSITS :	118.89	137.21
					i) FDR	1.81	1.93
3	Net Trading Surplus transferred from Profit & Loss Appropriation Account	111.32	122.48		ii) FDR(LEF)	0.03	0.03
					iii) Security Deposit	11.27	13.00
				3	Accrued Interest on FDR	0.13	0.14
				4	Accrued Interest on FDR(LEF)	1.96	1.96
				5	SUNDRY DEBTORS	2.60	
				6	Closing Stock		
				7	Unreturned MRR		
	<b>TOTAL</b>	<b>148.29</b>	<b>159.63</b>		<b>TOTAL</b>	<b>148.29</b>	<b>159.63</b>

**CENTRAL SILK BOARD  
BANGALORE - 560068  
PRICE STABILISATION SCHEME (PSS)  
Receipts & Payments for the year ended 31st March-2016**

**ANNEXURE XXI**

		(₹.in Lakhs)			
Receipts	2014-15	2015-16	Payments	2014-15	2015-16
<b>To Opening Balance (Bank)</b>	0.28	0.16	By Fixed Deposits (W-Cap)	16.00	
<b>To Service /Tax refund by bank</b>	-		By Professional fees paid to Lawyers		3.33
Interest/penal interest dues of DCVL nagpur	15.88		By Closing Bank Balance	0.16	0.39
FD encashment		3.56			
<b>Total</b>	<b>16.16</b>	<b>3.72</b>	<b>Total</b>	<b>16.16</b>	<b>3.72</b>

sd.,  
( B.N.MOHAN )  
Asst.Secy.(Tech)

sd.,  
( K.K.SHETTY )  
Joint Secretary (Tech)

**CENTRAL SILK BOARD**  
**BANGALORE - 560 068**  
**PRICE STABILISATION SCHEME (PSS)**  
**Profit and Loss Account for the year ended 31st March 2016**

				(₹.in Lakhs)	
Particulars	2014-15	2015-16	Particulars	2014-15	2015-16
Lawyer Fees		3.32	By Interest Received on F.Ds. - Working Capital	39.10	25.76
" Depreciation on Furniture and Fixtures	0.15	0.01	L.E.F	8.92	
" Bank Charges/ TDS	1.04	4.12	<b>Interest accrued &amp; due:</b>		
Diff.amount of int & Pen.int on DCVL		0.00	a) Fixed deposit (working capital)	84.57	111.24
<b>Sub Total</b>	<b>1.19</b>	<b>7.45</b>	b) Fixed deposit [LEF]	2.25	11.95
Net Profit transferred to P&L				0.00	
Appropriation A/c	133.65	141.50			
<b>TOTAL</b>	<b>134.84</b>	<b>148.95</b>	<b>TOTAL</b>	<b>134.84</b>	<b>148.95</b>

sd...  
 ( B.N.MOHAN )  
 Asst.Secy.(Tech)

sd....  
 ( K.K.SHETTY )  
 Joint Secretary (Tech)

**CENTRAL SILK BOARD**  
**BANGALORE - 560068**  
**PRICE STABILISATION SCHEME (PSS)**  
**Profit and Loss Appropriation Account for the year ended 31st March 2016**

				(₹.in Lakhs)	
Particulars	2014-15	2015-16	Particulars	2014-15	2015-16
"Net Profit transferred to Bal.Sheet of 2014-15	<b>1,556.51</b>		Accumulated Profit	<b>1,423.47</b>	<b>1,556.51</b>
"Net Profit transferred to Bal.Sheet of 2015-16		<b>1,698.01</b>	Net Profit for the year	<b>133.65</b>	<b>141.50</b>
" Acurred Interest	<b>0.61</b>				
<b>TOTAL</b>	<b>1,557.12</b>	<b>1,698.01</b>	<b>TOTAL</b>	<b>1,557.12</b>	<b>1,698.01</b>

sd..  
 ( B.N.Mohan )  
 Asst.Secretary (Tech)

sd..  
 ( K.K.Shetty )  
 Joint Secretary (Tech)



**CENTRAL SILK BOARD  
BANGALORE - 560 068  
PRICE STABILISATION SCHEME (P S S)  
BALANCE SHEET AS ON 31st MARCH 2016**

(₹.in Lakhs)

Capital & Liabilities	2014-15	2015-16	A s s e t s	2014-15	2015-16
Silk Trading Account	54.20	54.20	Fixed Deposit (Working Cap)	1,373.06	1,447.41
Loss Equilisation Reserve Fund	52.74	52.74	Fixed Deposit(L.E.F.)	128.26	128.25
Int. & Pne.Int of DCVL Naqapur			Furniture and Fixtures	1.40	1.40
Profit & Loss appropriation A/c	1,556.51	1,698.01	Investment in RMB/MRMB	50.00	50.00
LEF interest Retained with PSS	13.94	13.94	<b>Interest Accrued &amp; Due:</b>		
Depreciation Reserve	1.39	1.40	a] R.R.M.Bs	23.34	23.34
			b] Fixed deposit (W-Cap)	100.32	155.30
			c] Fixed deposit (LEF) Advance	2.25	14.20
			<b>Bank Balance</b>	0.16	0.39
<b>Total</b>	<b>1,678.78</b>	<b>1,820.29</b>	<b>Total</b>	<b>1,678.78</b>	<b>1,820.29</b>

sd...  
( B.N.Mohan )  
Asst.Secretary (Tech)

sd...  
( K.K.Shetty )  
Joint Secretary (Tech)


**CENTRAL SILK BOARD  
BANGALORE - 560 068**


**CENTRAL SILK BOARD GENERAL PROVIDENT FUND**


**RECEIPT & PAYMENT STATEMENT OF GENERAL PROVIDENT FUND FOR THE YEAR 2015-2016**


[Rupees in lakhs]


SL NO	RECEIPT	PREVIOUS YEAR 2014-2015	CURRENT YEAR 2015-2016	SL No.	PAYMENT	PREVIOUS YEAR 2014-2015	CURRENT YEAR 2015-2016
1	Opening Balance [CBI] HDFC BANK	23.89 117.86	1.21 37.05	1	G. P. F. Advances	2,405.09	2,548.82
2	Subscription & Refund of Advance	5,327.56	5,642.19	2	Partial & Final Withdrawal	1,495.26	1,562.34
3	Realisation of Securities	1,176.50	1,532.86	3	Full & Final Settlement	1,779.02	1,982.65
4	Interest Received on Securities	1,729.51	1,873.05	4	Investment on Securities	2,612.28	2,909.74
5	Other Income	8.99	10.14	5	Miscellaneous (Acrued)	54.36	64.17
				6	Transfer of other salary dedns	5.28	2.24
6	Salary deductions	5.28	2.25	7	Miscellaneous Payment	0.04	0.05
				8	Closing Balance [Bank] C.B.I. H.D.F.C.	1.21 37.05	5.50 23.24
	<b>TOTAL:-</b>	<b>8,389.59</b>	<b>9,098.75</b>		<b>TOTAL:-</b>	<b>8,389.59</b>	<b>9,098.75</b>

  
[P.M. GEETHA DEVI]  
ASST. DIRECTOR (A & A)  
CENTRAL SILK BOARD  
BANGALORE - 560 068

  
[G. RAVICHANDRAN]  
DEPUTY DIRECTOR (A&A)  
CENTRAL SILK BOARD  
BANGALORE-560068

  
[CA. MANOHARAN, A]  
JOINT DIRECTOR (FINANCE)  
CENTRAL SILK BOARD  
BANGALORE - 560 068

  
[R. SATHISH KUMAR]  
DIRECTOR (FINANCE)  
CENTRAL SILK BOARD  
BANGALORE - 560 068

  
[DR. H. WAGESH PRABHU]  
MEMBER SECRETARY  
CENTRAL SILK BOARD  
BANGALORE - 560 068

CENTRAL SILK BOARD  
BANGALORE - 560 068

CENTRAL SILK BOARD GENERAL PROVIDENT FUND


INCOME & EXPENDITURE FOR THE YEAR 2015 - 2016

FIGURES IN LAKHS


SL. NO.	EXPENDITURE	PREVIOUS YEAR 2014-2015	CURRENT YEAR 2015-2016	SL. NO.	INCOME	PREVIOUS YEAR 2014-2015	CURRENT YEAR 2015-2016
1	INTEREST CREDITED TO SUBSCRIBER ACCOUNT	1,617.57	1,715.16	1	INTEREST EARNED ON SECURITIES	1,769.77	1,727.27
2	EXCESS INCOME OVER EXPENDITURE	161.15	22.24	2	OTHER INCOME	8.95	10.13
	<b>TOTAL</b>	<b>1,778.72</b>	<b>1,737.40</b>		<b>TOTAL</b>	<b>1,778.72</b>	<b>1,737.40</b>

INCOME & EXPENDITURE APPROPRIATION ACCOUNT FOR THE YEAR 2015-2016

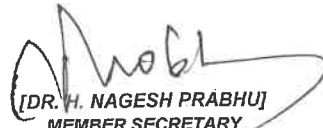
SL. NO.	PARTICULARS	PREVIOUS YEAR 2014-2015	CURRENT YEAR 2015-2016	SL. NO.	PARTICULARS	PREVIOUS YEAR 2014-2015	CURRENT YEAR 2015-2016
1	AMOUNT TRANSFERRED TO BALANCE SHEET	1,098.29	1,074.95	1	BY BALANCE B/D	161.15	22.24
2	SURPLUS IN INVESTMENTS VALUATION	14.21	45.58	2	OPENING BALANCE TRAFD. FROM BALANCE SHEET	954.31	1,098.29
3	ACCOUNTING OF IN-OPERATIVE ACCOUNT	2.96	-	3	SURPLUS IN INVESTMENTS VALUATION	-	-
	<b>TOTAL</b>	<b>1,115.46</b>	<b>1,120.53</b>		<b>TOTAL</b>	<b>1,115.46</b>	<b>1,120.53</b>

  
[P.M. GEETHA DEVI]  
ASST. DIRECTOR (A & A)  
CENTRAL SILK BOARD  
BANGALORE - 560 068

  
[G. RAVICHANDRAN]  
DEPUTY DIRECTOR (A&A)  
CENTRAL SILK BOARD  
BANGALORE-560068

  
[CA. MANOHARAN, A]  
JOINT DIRECTOR (FINANCE)  
CENTRAL SILK BOARD  
BANGALORE - 560 068

  
[R. SATHISH KUMAR]  
DIRECTOR (FINANCE)  
CENTRAL SILK BOARD  
BANGALORE - 560 068

  
[DR. H. NAGESH PRABHU]  
MEMBER SECRETARY  
CENTRAL SILK BOARD  
BANGALORE - 560 068

2/24

92  
22


**CENTRAL SILK BOARD  
BANGALORE - 560 068**


**CENTRAL SILK BOARD GENERAL PROVIDENT FUND**

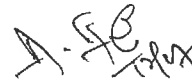
**BALANCE SHEET AS ON 31.03.2016**

Rs. IN LAKHS

SL. NO.	LIABILITIES	PREVIOUS YEAR 2014-2015	CURRENT YEAR 2015-2016	SL. NO.	ASSETS	PREVIOUS YEAR 2014-2015	CURRENT YEAR 2015-2016
1	AMOUNT DUE TO SUBSCRIBERS ACCOUNT	20,333.02	21,596.53	1	BANK BALANCE : SBI : HDFC	1.21 37.05	5.50 23.24
2	EXCESS INCOME OVER EXPENDITURE	1,098.30	1,074.95	2	INVESTMENT ON SECURITIES	20,595.88	21,927.17
3	AMOUNT DUE TO OTHERS	-	0.01	3	ACRUED INTEREST	797.18	715.58
	<b>TOTAL</b>	<b>21,431.32</b>	<b>22,671.49</b>		<b>TOTAL</b>	<b>21,431.32</b>	<b>22,671.49</b>

  
[P.M. GEETHA DEVI]  
ASST. DIRECTOR (A & A)  
CENTRAL SILK BOARD  
BANGALORE - 560 068

  
[G. RAVICHANDRAN]  
DEPUTY DIRECTOR (A&A)  
CENTRAL SILK BOARD  
BANGALORE-560068

  
[CA. MANOHARAN, A]  
JOINT DIRECTOR (FINANCE)  
CENTRAL SILK BOARD  
BANGALORE - 560 068

  
[R. SATHISH KUMAR]  
DIRECTOR (FINANCE)  
CENTRAL SILK BOARD  
BANGALORE - 560 068

  
[DR. H. NAGESH PRABHU]  
MEMBER SECRETARY  
CENTRAL SILK BOARD  
BANGALORE - 560 068

9/24

**CENTRAL SILK BOARD  
BANGALORE - 560 068**

**CENTRAL SILK BOARD EMPLOYEES INSURANCE SCHEME ACCOUNT FOR THE YEAR 2015-2016**

SL No	RECEIPTS	PREVIOUS YEAR	CURRENT YEAR	SL No	PAYMENTS	PREVIOUS YEAR	CURRENT YEAR	Rs. In lacs	
		2014-2015	2015-2016			2014-2015	2015-2016	2014-2015	2015-2016
1	Opening Balance	0.02	0.02	1	By Payment of Superannuation	0.20	0.05		
2	Subscription during the year	0.01	0.01	2	Closing Balance	0.02	0.02		
3	Amount received from GIA	0.19	0.04						
	<b>TOTAL</b>	<b>0.22</b>	<b>0.07</b>		<b>TOTAL</b>	<b>0.22</b>	<b>0.07</b>		

*Geetha*  
[ P.M. GEETHA DEVI ]  
ASST. DIRECTOR (A&A.)  
CENTRAL SILK BOARD  
BANGALORE - 560068

*G. Ravichandran*  
[ G.RAVICHANDRAN ]  
DEPUTY DIRECTOR (A&A)  
CENTRAL SILK BOARD  
BANGALORE - 560068

*A. S. S.*  
[ CA MANOHARAN.A ]  
JOINT DIRECTOR (FINANCE)  
CENTRAL SILK BOARD  
BANGALORE - 560068

*R. Sathish Kumar*  
[ R.SATHISH KUMAR ]  
DIRECTOR (FINANCE)  
CENTRAL SILK BOARD  
BANGALORE - 560068

